



THE CORSAIR

IPMS Phoenix / Craig Hewitt Chapter

President's Message

Hi Everyone,

In case you weren't there for the June meeting, we had a great gathering and a number of things came up that need your special attention, so I'm sending out this special appeal to all our members to give each of these things a little extra emphasis and ask you all to act on each.

Change of Meeting Date for July - I spoke with the Secretary at the Legion as we discussed at the June meeting and the Legion is available and will allow us to shift our meeting date for that month. So for the month of July, **our meeting date has been changed from July 3 to July 10** as requested by the membership.

Special July Display at the meeting – YOUR signature piece - We had batted around the idea of having everyone bring their signature or favorite model with them as a prep for the Nationals and what I hope will be an awesome group display. This will be the special event of the night and, for now, the plan is to reserve the row of tables where we usually have the raffle for the raffle *and* model display. **PLEASE!!** Everyone bring your favorite model or one that you feel is your signature piece and put it on display. We want everyone to know what we all build. It will be a great social ice-breaker and opportunity to connect faces with models and categories as well as a terrific dry-run for the Club Nationals Display Table. We will send a form out to use with your model shortly as a reminder.

Nationals help needed - Volunteer fur cryin' out loud!! Please take a moment to go to the club's National Convention website and visit the Volunteer page to sign up to do your part in supporting the National Convention with a turn or two or three volunteering for some of the jobs needed to make the convention a success.

It's easy! Just go to <http://www.ipmsusanationals2018.org/volunteer.html> and read the page, then click on the Sign Up logo/button at the bottom of the page.

THIS ISSUE

June Meeting Model Photos.....	3
My Work Space.....	8
Club Contest Themes.....	9
What's on my bench	10
1/48 Luftwaffe Jack Stands Sets with Saw Horses by Floyd Werner.....	12
2018 Nationals.....	15
Editors Corner.....	20
Secretaries Notes.....	22
Club Meeting Calendar	23
Raffle Update & Upcoming Events	24
Website References	25
Kits For sale.....	26
June Raffle winners.....	30



THE CORSAIR

IPMS Phoenix / Craig Hewitt Chapter

President's Message Cont.

If for some crazy reason you can't make it work OR are so computer challenged that signing up on line is out of the question, just call Carl at (480) 654-0089 and leave him a message with your phone number so you can get his assistance in getting you signed up to help.

Trophy Sponsors needed too!! Likewise, I'm going to ask some of our special interest groups such as the car guys, gundam group, plane enthusiasts, space modelers, figure builders, armor builders, etc.), OR just plain generous individuals consider sponsoring trophy packages. \$85 will buy you a category package and immortalize your group's devotion to our cause. *Please* consider it and go to <http://www.ipmsusnations2018.org/sponsor-trophies.html> to see what categories are still available and click on either the on-line sign-up or old-fashioned mail-in sign-up.

Regular Meeting Contest Chairman needed – We still need a volunteer to act as our Monthly Meeting Contest Chairman. If you yourself would like to do the job OR if any of you know of someone who might be willing to do the job, OR is qualified and ripe for drafting, please let me know. Tim - 480-310-8474

Follow-up on a great discussion - Workshops, Man Caves, and Hobby Hutches - We had a great discussion about workshops, man caves, and Hobby Hutches, and the consensus at the end was this would make a great addition to the ***Corsair*** and/or website. So I'm going to ask everyone submit photos, layout drawings or plans, or anything related to your work spaces to Lyn for inclusion. Lyn's e-mail is lyngorton@hotmail.com

Presentations needed!! - Finally, we need to pull together seminars for the rest of this year and prime for next. Any suggestions as to who or what? We had mentioned some previously done ones that might be worth revisiting – what should they be? What do you guys want to hear about or revisit? Please let me know – tim@tsbongard.com

Many thanks and Build On and Build Boldly!!

Tim

June Model Contest Photos



Theme Surface Vessels



Novice Winner—Graf Spee—Mike Megee



June Model Contest Photos Cont.



Advanced Winner
USS Atlanta
Jim Stute

June Model Contest Photos Cont.



June Display Models




June Display Models Cont.



My work Space

My work room with a drop leaf table as a work space, a dresser that contains many of my modeling and craft essentials and my computer work space. the ipad sits on the table to play either Netflix or Pandora while I am working and the orange basket contains all of my basic modeling tools.

Laura Gorton



Actually, it is a den converted to a combo office and "ship yard."

Michael Megee

2018 Club Contest Themes

2018 Club Contest Themes

January: Vietnam—anything relating to the Vietnam War or of the era

February: Classic Plastic - Any old or classic model kit (Monogram, Frog, Airfix, etc.) produced sometime before 1980.

March: Large Scale. Must be a large sized model with at least one dimension 12-inches or larger.

April: Armor - Armored cars, tanks, assault guns.

May: Sci-fi/Fantasy—Any sci-fi or fantasy model

June: Surface Vessel Ships —self explanatory

July: Diorama/Vignettes—self explanatory

August: Hollywood—Any model connected to a Hollywood TV show or movie

September: On This Day In History - self explanatory, any scale or type.

October: Animal House

November: Autos—self explanatory

December: Helicopters—self explanatory

Whats on my bench ?

The kit went together pretty well with only minor wing root filling required. I have painted the spinner and applied the decal to give it the white swirl. The rest of the kit had had a primer of light grey undercoat



The next step is to take care of the rescribing and rivets and to preshade the panel lines. I always put rivets onto the model if it is ww2 era as I think it adds to the appearance and authenticity. You can find a lot of good info on rivet lines from this website www.airwar.ru It is a Russian website so be careful what you download but I have found it to be an excellent reference with many good drawings and photos of just about all ww2 aircraft.

Some of the tools I use to rescribe are shown below. I use a variety of rivet wheels to get the rivets marked and straight lines are marked using electrical tape—just to keep my hand steady




Whats on my bench Continued

I usually airbrush the panel lines with flat black as I think the finish comes out better. I have seen shading done with a sharpie but I think the lines are too hard using this method—look at an active plane and you will note that the panel shading is not in straight lines.



Once the shading is done it is on with the paint. You can see the shading better in the picture of the underside and I have tried to show the rivet detail in the topside picture.



Next month will see the end of this project and also the end of this column as I will be starting on my 1/24 Mosquito which will be a long project. If nobody else can come up with a similar article as the last ones then I will assume that you do not want them in the Corsair

1/48 Luftwaffe Jack Stands Sets with Saw Horses Floyd S. Werner, Jr.

Manufacturer: Uschi von der Rosten

Manufacturer website: <https://www.uschivdr.com/>

Mfr Stock No.: DW4801

MSRP: Price it sells for, full retail

Provided by: Uschi von der Rosten

Vendor Web Site: <https://www.uschivdr.com/>


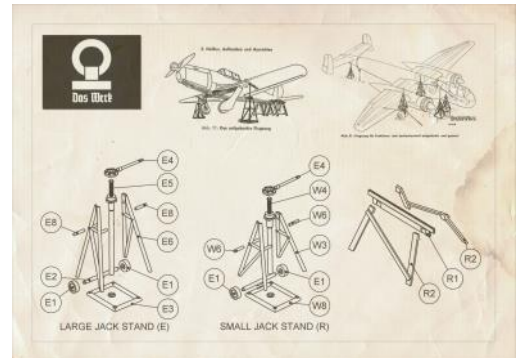
Direct Link to Item: <https://www.uschivdr.com/das-werk/>

One of the things that are frequently seen on an airfield are aircraft jacks and maintenance saw horses. Until now the only thing that you could do if you wanted them in your diorama was scratch build them. Why someone has never thought to produce these accessories before is beyond me. Thank goodness for Uschi van der Rosten thought this too and decided to do something about it.




Packaged in a thick cardboard box this standard set contains two sprues of plastic molded in light grey plastic with no flash. Using the expertise of Peter Hamann in designing CAD,

Uschi was able to put together a sprue that includes one large jack, one smaller jack and one saw horse. The plastic is easy to work with and the parts breakdown is logical.




The instructions are on a single sheet of paper that is 'weathered' and easy to understand. They are written in German but the pictures are plenty to build the parts easily. There are no instructions for the saw horses but they are pretty self explanatory. There are no painting instructions. Painting comes down to

you. Uschi recommends RLM 02 for the jacks but a RAAL Dark Grey is also available and what ground equipment is painted in for the Luftwaffe.



1/48 Luftwaffe Jack Stands Sets with Saw Horses Continued.

Building the jacks is easy enough and can be done within a couple of hours. I only had to clean up the parts. You can adjust the height of the part by simply cutting it and adding part 2 to the top. You will have to scratchbuild the unique support assemblies for each type of aircraft. Uschi provides online assistance showing these, <https://www.uschivdr.com/das-werk/possible-easy-modifications/>



These jacks were normally used by fighter aircraft mechanics. Uschi provides additional references on their website (<https://www.uschivdr.com/das-werk/jack-stand-and-saw-horse-references/>).



1/48 Luftwaffe Jack Stands Sets with Saw Horses Continued.

I think painting should be a dark grey typical of Boden vehicles, but you can do what you'd like. I used Tamiya German Grey. Then a wash of Black artist oils thinned with turpenoid. Chipping was added next then some Mig Pigments, Dry Mud and Wet Mud, were added to the base. Some Mig Pigments for Panzer Grey were added along the top of the parts to show fading. A silver drybrush was added to the twisted portion of the jack.

The saw horses were painted in a Tamiya Desert Yellow and burnt umber and burnt sienna artist oils were used to impart a grain pattern on the wood. This was sealed with Alclad Flat. Done. Simple and effective

I enjoyed building these. They were fun and look great. Weathering was easy enough. If you need a break from a complex project or need to add some things to your diorama this is the perfect for you. The diorama possibilities are really endless. The jacks are used for landing gear testing and for gun harmonization. There are some things that you may want to add that you'll have to scratch build. There are a number of suggestions on their website and plenty of references there as well. The jacks and saw horses were used on fighters, twin engine fighters, and jets like the Me-262 so you can get lots of use out of them. A great project from Uschi.

I wonder what else they can come up with?

Highly recommended

Thanks to Uschi von Rosten for the review copy. You can obtain your copy by contacting them at <https://www.uschivdr.com/> or [by contacting The Last Cavalry in the US.](#)



2018 OPMS NATIONALS

Volunteers

The key to a successful convention is volunteers and that is where you all come in

We hope that you will support us by volunteering in some of the following positions



As you all know the Arizona IPMS chapters are hosting the IPMS USA National Convention this year. As the Volunteer Coordinator for the planning committee we are looking for people who would be interested in helping out at the convention.

We would like to ask all members of the Arizona IPMS Chapters and members of other IPMS Chapters to consider giving a little time to making this another great convention. In 2004 and again in 2010 we had successful conventions and this year with your help we can do it again. At former conventions where a few people did all the work the results were less than satisfactory. You have all heard the complaints and horror stories. Arizona has a reputation in the IPMS organization for putting together a great convention. Our most valuable resource is the willingness of our members and all other IPMS chapters members to help out where needed.

Although the convention is not until August 1-4 we would like to have people in positions where they have some expertise or interest. Below is a list of positions for which we will need volunteers. Some positions that require prior training will only be open to Arizona Chapter members. This is because training will be provided here as we get closer to the convention. You DO NOT have to be an IPMS USA member to volunteer. We will have some perks for those members who volunteer their time. If you volunteer for two 2hr shifts (4 hr's) you will receive a free 2018 Convention Volunteer T-Shirt.

signupgenius.com/go/30e044ba5aa2da75-wanted

We will be using signupgenius to coordinate the positions, times, slots, and dates that we will require volunteers as well as letting volunteers pick their date and time slots to volunteer their time. We will try and accommodate all selected positions. Be advised that due to staffing requirements we may ask you to fill other positions if required.

signupgenius.com/go/30e044ba5aa2da75-wanted

2018 OPMS NATIONALS

Volunteers Cont.

Registration: We would like to have volunteers to help out with registration and give out the registration packages, T-shirts, etc. as required. These people don't have to be Arizona IPMS Chapter members. We will need 3-4 volunteers to actually register members these positions are only open to Arizona IPMS Chapter members. A little computer knowledge will be helpful here. There will be 2 or 3 training classes so everyone can become proficient with the process and we can test the systems.

Model Entry: We would like to have volunteers to assist entrants fill out the contest entry forms. With all the different categories and some new rule changes this can be quite confusing. We will have a short class to insure everyone is up to speed on the rules and categories. There are some positions that require some prior training and these will be handled by Arizona IPMS Chapter members.

Contest/Vendor Room Security: We would like to have volunteers to act as security for the contest and vendor rooms. This position requires checking tickets and wrist bands to allow guests access to these rooms. They will also patrol the contest room to remind visitors not to touch the models. After the contest they will need to check the models leaving the contest room to insure that none go missing.

Make -N-Take: We would like to have volunteers to help with Make-N-Take. These people will need to be able to mentor children and teens in building model kits. Volunteers will need to have patience and be good with children.

Subject to screening by Make -N- Take coordinator.

Raffles: We would like to have volunteers to assist with the raffle. They will sell raffle tickets and give out prizes to the winners.

Tour Bus Guides: We would like to have one person on each tour bus to do a head count before the buses leave the hotel and before they leave the tour destination. They will also hand out water we will provide on the tours.

Vendor Helpers: We would like to have volunteers to assist Vendors load and unload their vehicles at the loading dock.

Seminar Helpers : We would like to have volunteers to assist in the setup and running of AV equipment

Hospitality Room Helpers : We would like to have volunteers to assist in the Spouses Hospitality Room. We will need to give directions and have knowledge of places of interest to spouses of convention attendees. **This position will only be open to spouses of IPMS Phoenix Members.**

Contact: Carl Armelin amecarl@aol.com

Volunteer Coordinator

2018 OPMS NATIONALS

Hi Folks!

Do I even have to say that the Nationals are in less than a month? I sincerely hope that you've already registered yourself and spouse/family/friends.

We have gotten some very positive feedback regarding the inclusion of the Hospitality Suite this year and have credited the Craig Hewitt Chapter heavily. We hope to not just "raise the bar", but to become the bar to challenge future convention hosts.

Here is some more info for those of you who don't often go on the website.

Hospitality Suite Availability:

Wed 1:00 - 5:00

Thur 9:00 - 5:00

Fri 9:00 - 5:00

Sat 9:00 - 3:00 (due to Banquet)



~~~~~

To make this happen, we are still asking for donations of books (all subjects), AZ items for the raffle basket, and - since we are forced to purchase *only from within the Hyatt* - money to buy drinks and snacks.

We would also be grateful for help:

stuffing bags, very simple craft prep, hands to help set up the suite, and "mixing & mingling" with the guests.

Please contact me as soon as possible. Email: [hospitality@ipmsusanationals2018.org](mailto:hospitality@ipmsusanationals2018.org)

Call (leave msg.) /text: 480.330.0405

*To those of you who have already donated your time, skill and money, (you know who you are!) I want to THANK YOU from the bottom of my heart!*



# 2018 IPMS NATIONALS

## ~IPMS Hospitality Suite Events~

- One free raffle ticket for the Welcome Basket will be included in the "Welcome" Bag, which will be given out to the first 50 guests. Additional raffle tickets may be purchased at the Hospitality Suite for \$1 each.

| Date/Time                              | Event Time | Event                                      | Fees                    | Guest Limit |
|----------------------------------------|------------|--------------------------------------------|-------------------------|-------------|
| Wednesday 8/1                          | 1:00 PM    | Welcome!                                   | Free                    | No Limit    |
| [1P - 5P]                              | 3:00 PM    | Game - L,C,R                               | Free                    | No Limit    |
|                                        | 4:00 PM    | Wizard Wand Making                         | \$5 per kit             | 12          |
| Thursday 8/2                           | 9:00 AM    | Welcome!                                   | Free                    | No Limit    |
| [9A - 5P]                              | 10:30 AM   | "Out to Lunch"<br>Du Jour Tour             | \$20                    | 35          |
|                                        | 2:00 PM    | AZ Rock Painting                           | \$5 per kit             | 12          |
|                                        | 3:00 PM    | Bunco Dice Game                            | Free                    | 12          |
| Friday 8/3                             | 9:00 AM    | Welcome!                                   | Free                    | No Limit    |
| [9A - 5P]                              | 10:00 AM   | "Genealogy -<br>Tracing Your Roots"        | Free                    | TBD         |
|                                        | 11:30 AM   | T-Shirt Making                             | \$5 per shirt           | 12          |
|                                        | 1:00 PM    | Wire Bracelet                              | \$10 per kit            | 12          |
|                                        | 3:00 PM    | Self-Defense for Women<br>& Children       | Free                    | TBD         |
| Saturday 8/4                           | 9:00 AM    | Welcome!                                   | Free                    | No Limit    |
| [9A - 3P]                              | 10:00 AM   | Basic Modeling for New-<br>bies            | Free                    | 12          |
| {NOTE:<br>Closes early<br>for banquet} | 12:00 Noon | DIY with<br>Essential Oils 101             | Free                    | No Limit    |
|                                        | 2:30 PM    | Say "Goodbye" and<br>Raffle Basket Awarded | Extra tickets<br>\$1 ea | No Limit    |

# Membership

**For only \$1 a month you get all of this**

- . Monthly club newsletter**
- . Discounted club T-shirts**
- . Modelzona**
- . Monthly Raffle Prizes**
- . Monthly contest awards**
- . Annual club Christmas party**
- . And more**

**Remember that you have to be a member in good standing to win competitions and vote for anything that the club brings to the table. So Make sure to see Treasurer, Bill Dunkle, at the club meeting to sign up for membership**



# EDITORS CORNER

## BY LYN GORTON

Welcome to Summer. If you are a druid you may well have been at Stonehenge to see in the summer solstice. on June 21st

You have to hand it to those Druids they made scratch building an art form.



A new feature has now appeared in the Corsair , as you can see , following Tim's presentation on workspaces at last months meeting people have been submitting their own pictures and a few words on their workspaces. (See page 8).So 2 out of 250 so far—shame on the rest of you—get those pictures in.

The July contest is dioramas and I will have the “Yak on Skis” on show for those of you that followed the build earlier this year

We have a new member (Scott ) who wants to sell off a collection of kits that he inherited. You can find the pictures and prices on pages 24—27. Scott will have the kits at the July meeting.

**Note the July meeting is on the 10th ie the 2nd Tuesday for July**

10th July will be the last club meeting before the Nationals, if you have a model to be included in the group build then bring it to the July meeting.

By the time we have the meeting in July we will have once again celebrated the 4th July. Myself and Laura will be volunteering at the Mesa City event. I for one enjoy the whole thing as the nearest we get in the UK is November 5th to celebrate the failed attempt by Guy Fawkes to blow up the houses of Parliament.

If you want a good program to watch try “Gunpowder” on HBO Now. It deals with all the issues.

As I am now an American Citizen I like to get involved but I still cheer on the Redcoats at the re enactment (They never do win)

There are still volunteer opportunities to help out at Saboten on 2nd September. Just sign up for what you can give in the way of time.





## EDITORS CORNER

*When I started as the editor of the Corsair I asked for your inputs or risk the magazine becoming and advertising sheet. We are now at that point. There have been so many asks over the last few months for your inputs (Show us your workspace being the most recent), if we are to be a club and not a self appreciating talk shop then we need to be involved and I can not believe that anyone finds it too time consuming to take a few pictures and write a paragraph on their workspace or current build. The fate of the Corsair is now in your hands.*

## CONTENT NEEDED!!!!

The Corsair needs your help! To keep this newsletter filled with all the great content, I need your help with content. Here are some useful items that I can use to put together future issues each month:

- Kit reviews/In-box reviews
- Website links
- Modeling related articles
- Commentary and featured columns
- Neat, strange or otherwise shareable pictures
- Book reviews
- Trip and vacation write-ups

Anything you have can be used. Don't hesitate. Even a few paragraphs are great.





# SECRETARIES NOTES

## *FROM HAL SANGUINETTI*

We had no visitors, and one new member, who builds 48/aircrafts, ships and real space.

### Officers reports:

Secretary Hal covered last months minutes. Vice President Don discussed the raffle models for the evening. Treasurer Bill reported we are solvent, with no major expenditures. Temporary Contest Chairman Pat reported we had 34 kits on the table, good turnout. Tonight's contest was surface vessels, next month is dioramas. Convention Chairman Steve Collins reported the Nationals planning is going well, some motel rooms are still available due to cancellations, but they are spotty, so if you want a room, don't wait. Mike Pabis made an impassioned plea for club members to both volunteer & participate at the Nationals.

Mike Makowski had a bunch of stuff free for the asking

Lynn Gorton talked about the Sabaten convention in downtown Phoenix. We've had a booth the past two years, and will do so again. Please sign up. Event is September 1/2.

The July meeting was scheduled for July 3, but a motion was made & seconded to move it to the 10, if the hall is available, which it turned out to be.

### Old Business:

Bill updated us on the scraper deal: shipping costs have gone up slightly, but not significantly. There are some new colors from Tru Color on display tonight.

### New Business:

Tim discussed a club table at the Convention to provide information on our club to whoever might be interested. It probably doesn't need to be manned all the time, and would be a good place to rest your tired feet. It's \$25, but if the table is there all 4 days, we get the \$\$ back. Tonight's contest was ships, and there were some amazing models on the table (as always).

### Winners were:

Novice: Mike Magee, Graf Spee

Advanced: Jim Stute, USS Atlanta

The discussion tonight was hobby rooms & man caves, hosted by Tim Bongard. Amusing & informative

**2018 CLUB MEETING CALENDAR**

All meetings held at American Legion Post #1, 364 N. 7th Ave., Phoenix, AZ 85003

**JANUARY 2018**

Tuesday 2nd, 7pm  
Seminar/Speaker: Tim Bongard  
Thermoforming and de-stressing plastic

**JULY 2018**

Tuesday 10th 7pm  
Seminar/Speaker: Nationals Group  
Build—Bring your models

**FEBRUARY 2018**

Tuesday 6th 7pm  
Seminar/Speaker: Ethan Dunsford  
Why Tanks ?

**AUGUST 2018**

Tuesday 7th, 7pm  
Seminar/Speaker: TBA

**MARCH 2018**

Tuesday 6th, 7pm  
Seminar/Speaker: Lyn Gorton  
Some British Airfields, their history  
and exhibits.

**SEPTEMBER 2018**

Tuesday 4th, 7pm  
Seminar/Speaker: TBA

**APRIL 2018**

Tuesday 3rd 7pm  
Seminar/Speaker: Tim Bongard  
3D Printing Demo

**OCTOBER 2018**

Tuesday 2nd, 7pm  
Seminar/Speaker: TBA

**MAY 2018**

Tuesday 1st, 7pm  
Seminar/Speaker: Pat Arnold  
Judging 101

**NOVEMBER 2018**

Tuesday 6th, 7pm  
Seminar/Speaker: TBA

**JUNE 2018**

Tuesday 5th, 7pm  
Seminar/Speaker: TBA

**DECEMBER 2018**

Tuesday 4th, 7pm  
Event: New Kit White Elephant  
Exchange





## Raffle Update

# July Raffle Items

Tickets are \$1 or six for \$5.

- Item A: Revell 1/350 German U-Boat VII C
- Item B: AMT 1/48 Star Wars Naboo Fighter
- Item C: Testors 1/48 Hughes 500 MD Defender
- Item D: Academy 1/48 Leopard 2 A5 German MBT
- Item E: Hasegawa 1/48 Fw 190A-3
- Item F: Airfix 1/72 Hawker Hurricane Mk 1
- Item G: Monogram 1/24 Porsche 924 Turbo 454
- Item H: New Item from Hobby Depot

## UPCOMING EVENTS

August 1- 4 IPMS Nationals  
September 1-2 Saboten

## IPMS Phoenix / Craig Hewitt Chapter

The club meets at 7pm on the first Tuesday of each month at the American Legion Post #1 in Phoenix. Check the club website at [www.ipms-phoenix.org](http://www.ipms-phoenix.org) for more meeting info.

### **American Legion Post #1**

364 N. 7th Ave.  
Phoenix, AZ 85003

The post is located South of I-10 just a few blocks North of Van Buren. Look for the huge American flag.

### Chapter Officers

|                         |                       |                                                                            |
|-------------------------|-----------------------|----------------------------------------------------------------------------|
| President.....          | Tim Bongard.....      | <a href="mailto:tim@tsbongard.com">tim@tsbongard.com</a>                   |
| Vice President.....     | Don Stewart .....     | <a href="mailto:snpcw13@gmail.com">snpcw13@gmail.com</a>                   |
| Secretary .....         | Hal Sanguinetti ..... | <a href="mailto:Diggerboi2@gmail.com">Diggerboi2@gmail.com</a>             |
| Treasurer .....         | Bill Dunkle.....      | <a href="mailto:bdunkle@msn.com">bdunkle@msn.com</a>                       |
| Member At Large.....    | Lyn Gorton .....      | <a href="mailto:lyngorton@hotmail.com">lyngorton@hotmail.com</a>           |
| Membership Coordinator  | Patrick Arnold.....   | <a href="mailto:only1troll@yahoo.com">only1troll@yahoo.com</a>             |
| Webmaster.....          | Craig Bucklin.....    | <a href="mailto:webmaster@ipms-phoenix.org">webmaster@ipms-phoenix.org</a> |
| Newsletter Editor ..... | Lyn Gorton .....      | <a href="mailto:lyngorton@hotmail.com">lyngorton@hotmail.com</a>           |

## Useful Links


Bjorn Jacobsen—Aircraft Dioramas—[www.dioramas-and-models.com](http://www.dioramas-and-models.com)  
Plasmo—good visual instructions on “You Tube”—just search for plasmo  
Kittyhawk replacement parts—[Sophialynn@gmail.com](mailto:Sophialynn@gmail.com)  
Trumpeter replacement parts—[Joanna@trumpeter-china.com](mailto:Joanna@trumpeter-china.com)  
Revell Germany—[Amortimer@Revell.De](mailto:Amortimer@Revell.De) (Annette Mortimer)  
Special Hobby—[www.specialhobby.Ev/contact](http://www.specialhobby.Ev/contact)  
Tamiya—[US\\_support@Tamiya.com](mailto:US_support@Tamiya.com)  
[MRCsupport@modelrectifier.com](mailto:MRCsupport@modelrectifier.com)  
Rivet detail and schematic drawings—[www.airwar.ru](http://www.airwar.ru)

If you have a good reference site let me have a brief description and a web address and we will keep this list as a reference.

## Kits For Sale

One of our new members (Scott Bott) has some kits for sale. These are kits that were in his fathers stash and he will have them for sale at the club meeting.

The prices are all attached to the pictures on the next three pages. You may need to magnify the page to see them clearly.





## Kits For Sale



Hasegawa 1/48 Aircraft Weapons: B  
\$15

- Hasegawa 1/450 USS Missouri \$40
- Hasegawa 1/32 F6F-3/5 Hellcat \$60
- Heller 1/48 Etendard iv p \$40
- Revell 1/32 Hawker Harrier \$50
- Revell 1/48 F-89D/J Scorpion \$30



- AMT 1/200 Proshop Man In Space Rocket Collection \$40
- Hasegawa 1/48 F-104C Starfighter "U.S. Air Force" \$40
- Monogram 1/48 P-61 Black Widow \$20
- Monogram Star Trek Kazan Torpedo \$20
- Revell 1/32 Hawker Typhoon Mk 1B \$50
- Revell 1/48 MIG-25 PD "Foxbat" A \$40



- Ace 1/32 F-5E Tiger II \$75
- AMT 1/26 Monkees \$20
- Airfix 1/72 Super Constellation \$150
- Hasegawa 1/32 A-4E/F Skyhawk \$60
- Hasegawa 1/32 TA-4J Skyhawk Trainer \$75
- Hasegawa 1/48 A-4E/F Skyhawk \$50
- Monogram 1/48 OA-4M Skyhawk \$60
- Hasegawa 1/32 F-104C Starfighter \$50
- Heller 1/72 Lockheed EC-121 \$100
- Monogram 1/35 Infantry Figures \$10
- Revell 1/32 Mirage III H-185 \$85
- Tamiya 1/48 F4D-1 Skyray \$25



## Kits For Sale

Monogram 1/48 Hawker Harrier \$30



Wolfpack 1/48 T-38A Talon 'USAF' \$40



Hasegawa 1/32 F-16A Plus/C \$100

Hobby Craft 1/48 Vought F7U-3/3M Cutlass \$40

(2) Matchbox PK-503 Dauntless 1/32 \$40 each –  
Total \$80

Monogram 1/48 B-24 Liberator \$60

Academy 1/48 F-4B Phantom "VF-111 Sundowners" \$70

Hasegawa 1/48 F-4E Phantom II \$60

Hasegawa 1/48 F-4E Phantom II "30th Anniversary" \$60

Hasegawa 1/48 F-4G Phantom II "Wild Weasel" \$60

Hasegawa 1/48 FG Mk.1 Phantom (Royal Navy) \$65

Hasegawa 1/48 RF-4B Phantom II "U.S.M.C." \$100

Monogram 1/48 F-4E Phantom (PRO) \$50

Revell 1/48 FGR Mk.2 Phantom \$70



Revell 1/32 F-4 Phantom II "U.S.A.F." \$125

Revell 1/32 Phantom RF-4C \$90

(2) Tamiya 1/32 McDonnell Douglas F-4J Phantom II

#60306 \$100 New/\$75 Used - Total \$175

Tamiya 60305 1/32 F4C/D Phantom II \$125



Hasegawa 1/32 BF2C-1 5th Bomb Squadron \$50

Hasegawa 1/32 F4B-4 \$20

Hasegawa 1/32 Spitfire Vb \$70

Hasegawa 1/32 Spitfire Vb Royal Air Force \$50

Hasegawa 1/32 Spitfire VI \$40

(2) Kinetic 1/48 T-45 Goshawk \$50 each – Total \$100

Kinetic 1/48 C2/C7 KFIR \$50

Kinetic 1/48 FA2 Sea Harrier \$50

Kinetic 1/48 Mirage 2000 \$40

Kinetic 1/48 SuE Super Extender \$60

Kitty Hawk 1/48 F-94C Starfire Fighter \$45

Kitty Hawk 1/48 Mirage F.1CT/CR \$60

Kitty Hawk 1/48 Sepecat Jaguar GR.1/GR.3 \$60

Kitty Hawk 1/48 Sepecat Jaguar T.2/T.4 \$60

Kitty Hawk 1/48 TF-9J Cougar \$60





## Kits For Sale

Airfix 1/48 Bae Hawk 100 \$20  
 AMT 1/32 Spitfire MK22/24 \$20  
 Classic Airframe 1/48 TA-4J Skyhawk \$60  
 ESCI 1/48 Panavia Tornado 200 MRCA \$20  
 Hasegawa 1/48 T-2 \$40  
 Hasegawa 1/48 F-1 \$40  
 Hasegawa 1/48 F-2B \$60  
 Hobby Boss 1/48 FJ-4B Fury \$30  
 Hobby Boss 1/48 MIG-17F Fresco C \$30  
 Monogram 1/48 F-105G Thunderchief "Wild Weasel" \$50  
 Monogram 1/48 F-84F Thunderstreak \$20  
 Testor 1/48 F2H-2 Banshee \$30



Academy 1/48 F-15C/D Eagle \$40  
 Revell 1/48 F/A-18F Super Hornet \$50  
 Trumpeter 1/32 F-7 II Chinese \$60  
 Trumpeter 1/48 F-100F Super Sabre \$60  
 Trumpeter 1/48 F-106A Delta Dart \$60  
 Trumpeter 1/48 RA-5C Vigilante \$50  
 Trumpeter 1/48 Sukhoi Su-15 TM \$40



Monogram 1/48 MIG-29 Fulcrum \$20  
 Monogram 1/48 F-100 Saber \$40  
 Revell 1/48 Sepecat Jaguar GR.1A \$50





## SOME OF THE JUNE RAFFLE WINNERS



## SOME OF THE JUNE RAFFLE WINNERS





## Join the **IPMS/USA!**

\$30 annual membership includes a one year subscription to the IPMS Journal. Visit [www.ipmsusa.org](http://www.ipmsusa.org) to download a membership form. Or you can write to:



IPMS/USA National Office  
P.O. Box 56023  
St. Petersburg, FL 33732-6023

Membership also gives you access to the online Discussion Forum, where you can exchange ideas and information with other members of IPMS.



## CONTENT NEEDED!!!!

The Corsair needs your help! To keep this newsletter filled with all the great content, I need your help with content. Here are some useful items that I can use to put together future issues each month:

- Kit reviews/In-box reviews
- Website links
- Modeling related articles
- Commentary and featured columns
- Neat, strange or otherwise shareable pictures
- Book reviews
- Trip and vacation write-ups

Anything you have can be used. Don't hesitate. Even a few paragraphs are great.





# SUPPORT YOUR LOCAL HOBBY SHOP!



RIGHT  
STUFF,  
RIGHT PRICE

[www.thehobbydepot.com](http://www.thehobbydepot.com)

216 W. Southern Ave.  
Tempe, AZ 85282

## Copper State Models

"The Cutting Edge In Military Details"

Eric R. Hight  
3245 E. Hillery Dr.  
Phoenix, AZ 85032

**(602) 867-8822**

[www.airline-hobby.com](http://www.airline-hobby.com)

Your One Stop Source for  
Scale Model Airliner Kits, Decals,  
Diecasts and Accessories

**HOBBY BENCH**

2 Great Locations!

8058 N. 19th Ave.  
NW corner  
19th Ave. & Northern  
602-995-1755

4240 W. Bell Rd.  
NE corner  
43rd Ave. & Bell  
602-547-1828

## Grand Prix Reproductions

Jeff Alderman

12522 West Montebello Avenue  
Litchfield Park, AZ 85340

Office: 623.907.8248 | Cell: 623.385.9060

Email: [jeff@grandprixreproductions.com](mailto:jeff@grandprixreproductions.com)

## Avalon Books and Hobbies

1510 N. Scottsdale Rd.

Tempe, AZ 85281


(480) 994-2263

## space in miniature

Space modeling reference books

by Mike Mackowski.

[www.spaceinminiature.com](http://www.spaceinminiature.com)



THE MAD MEATBALL

MIKE CHOLEWA

602-944-4096

"DEALER IN PRE-OWNED PLASTIC"

12629 NORTH 21ST DRIVE

PHOENIX, AZ 85029



**Rhino's  
Hobby Tools  
& More**

Rhino's Hobby Tools & More

Michael Ronnau  
[cactus\\_rhino@cox.net](mailto:cactus_rhino@cox.net)