



IPMS ORANGE COUNTY

Newsletter – June 2019

Volume 27 # 6

Southern California's Premier Model Club


The President's Column

By David P. Frederick

"Rolls Floats and Fly's"

In This Issue

<i>Table of Contents</i>	<i>Page</i>
US Navy Reference Photo	3
Meeting Time and Place	4
Monthly Contest Themes	5
OrangeCon 2019	7
Financials and Contest Theme	11
Distressed Kit Auction	12
Orange County Make and Take	12
IPMS USA Membership	13
OC Membership Form	14
Apollo 11 Special Exhibit	16
Toothpick Modeling Madness	18
Miracle at Midway	19
Barney Leone's Flag	27
IPMS San Diego show	28
Arizona Adventure 2019 Pt 2	33
Model Club Meetings in SoCal	47
Upcoming Events / Flyers	50



The Rolls Floats and Flies swap meet which is headed by Herb Deeks is a model swap meet at Howard Johnson hotel in Fullerton. Pictured is Herb with his new larger venue flyer advertising better parking. Rolls Floats and Fly's is to be relocated to the Holiday Inn in Buena Park on October 27th a few weeks after the OrangeCon.

This was refreshing news to see the swap meet grow and move to a better hotel. I was met at the front door by Herbs son who was working the admission table.

Derek Collins was there leaning out some of his inventory, which was composed of Japanese import resin cars, trains and Tamiya tanks. Ed Sosa owner of Warbird hobbies was also selling his decals and kits. Ed just learned that the new OrangeCon venue which was down the street.





President's Column



It would not be a swap meet if Carl Smith a long-time vendor was there selling his newly acquired collection. Carl shows off his enthusiasm for the next OrangeCon, which he also learned was a few miles away at Hotel Fullerton. Thankfully I took the time to hand out OrangeCon Flyers to all the vendors at the Rolls Float and Fly's participants. This effort will go a long way to getting the word out that the venue has changed, and we never have, never will enforce a "no cash policy." Get those

OrangeCon Flyers out as many people and businesses as possible as we need to get the word out that the venue has changed and IPMS show is moving onward and upward. **DF**

NO RAFFLE IN JUNE-DISTRESS KIT AUCTION



Carl Smith likes OrangeCon.



Derek Collins ready to answer any questions and give you the best price possible.



US NAVY Reference Photo

PACIFIC OCEAN May 28, 2019

A landing craft, air cushion (LCAC) assigned to Assault Craft Unit (ACU) 5 enters the well deck of the San Antonio-class amphibious transport dock ship USS John P. Murtha (LPD 26). John P. Murtha is currently on its maiden deployment and part of the Boxer Amphibious Ready Group (ARG) and the 11th Marine Expeditionary Unit (MEU) team and is deployed to the 7th Fleet area of operation to support regional stability, reassure partners and allies, and maintain a presence postured to respond to any crisis ranging from humanitarian assistance to contingency operations. Official U.S. Navy photo by Mass Communication Specialist 2nd Class Kyle Carlstrom. *TH*



IPMS ORANGE COUNTY Newsletter

June 2019



Meeting Notice & Agenda

Date: June 21, 2019 Theme

D-Day 75th Anniversary

Doors Open: 7:00 p.m. or earlier

Meeting: 7:30 to 10:00 p.m.

Location: La Quinta Inn & Suites

3 Centerpointe Drive

La Palma, CA 90623

Right Off the 91 Fwy at Valley View

2019 Chapter Officers

President David Frederick

1st Vice President Sean Fallesen

2nd Vice President Position Retired

Treasurer Jeff Hunter

Secretary Split Duties –

Nat Richards – Badges

Mike Budzeika – Scribe

Gordon Zuther – Audio

Contest Director Dan Matthews

Volunteers

Chapter Contact Mark “The Duke” Deliduka
i-mark@verizon.net

Newsletter Editor Terry Huber
(714) 544-8908
thuber1967@yahoo.com

Webmaster Julian English
julianenglish65@gmail.com

Mail IPMS Orange County
P.O. Box 913
Garden Grove, CA 92842
ocipms@aol.com



Club Website www.ipmsoc.org

National Website
www.ipmsusa.org



Orange County Contest Themes for 2019

JANUARY 18, 2019 - TOPLESS MODELS

Open cockpit planes, Convertible cars, Open bridge ships, open top AFVs, motorcycles.

FEBRUARY 15, 2019 – AIRFIX - Any Airfix kit, old or new, any subject.

MARCH 15, 2019 – WELCOME TO THE JUNGLE

Any subject with animals depicted through markings or the subject is named after an animal. i.e. a C-2 greyhound, aircraft with tiger meet markings, or a Ford Mustang

APRIL 19, 2019 – HIT THE BEACH

Any subject related to amphibious warfare. I.e. transport ships, helicopters, vehicles that go aboard landing craft, etc...

MAY 17, 2019 – BUILD NIGHT > NO CONTEST

JUNE 21, 2019 – D-DAY 75TH ANNIVERSARY

Any subject present in use for operation overlord. June 6th, 1944

JULY 19, 2019 – WORLD WAR 2 PACIFIC THEATRE

Any subject found in the pacific theatre during World War 2; 1941-1945 9 (Axis or Allied)

AUGUST 16, 2019 – GREEN

Any subject whose predominant color is any shade of green

SEPTEMBER 20, 2019 – FIRST RESPONDERS

Any subject related to police, fire, and first aid. I.e. fire truck, or a field ambulance, aircraft used in firefighting or search and rescue, etc...

OCTOBER 18, 2019 – BUILD NIGHT NO CONTEST

NOVEMBER 15, 2019 – BEST USMC SUBJECT

(Marine Corps Birthday) Any subject, any time period. i.e. LVT-4, F-35B, etc.



Orange County Contest Themes for 2019

DECEMBER 20, 2019 – HOT AND COLD

Any subject whose color scheme is either desert or winter camouflage

JANUARY 17, 2020 – FIRST CLASS

Any subject that is the first of its series. I.e. lead ship in a class of ships, F-16A, etc.



ORANGECON 2019

New Venue for this year's show.

October 12, 2019

Hotel Fullerton Anaheim

1500 S. Raymond Ave.

Fullerton, CA 92831

THEME: D-Day June 6, 1944. Any subject in use on June 6th 1944 anywhere in the world.



OrangeCon

Model Contest and Vendor Fair

SATURDAY OCTOBER 12, 2019



**Be a part of Southern California's
largest exhibit of scale models**

New Location: Hotel Fullerton Anaheim
1500 South Raymond Ave.
Fullerton, CA 92831
(Raymond Ave. between Commonwealth & Orangethorpe)

Schedule:	Open To The Public	9:00 AM to 5:00 PM
	Vendor Set-Up	8:00 AM to 9:00 AM
	Model Registration	9:00 AM to 11:30 AM
	Contest Judging*	Noon to 3:00 PM
	Awards Presentation	3:30 PM to 5:00 PM

** Portions of the Contest Room will be open during Judging on a rotating basis. Your cooperation is requested.*

Admission:	Spectator Admission	\$ 7.00
	Contest Admission (includes first 3 models)	\$10.00
	Contestants Under 12	Free
	Model Entry fee after first 3 models	
	Adults	\$ 1.00
	Junior and Young Adult	Free

**For a complete list of contest rules, registration forms and other
information, please visit our website at: www.ipmsoc.org**

For more information:

IPMS Orange County, P. O. Box 913, Garden Grove, CA 92842
web: www.ipmsoc.org • e-mail: octreasurer@gmail.com

**Contest Theme Award
for OrangeCon 2019**

D-Day - June 6th 1944

**Any subject in use on that day
- Military or Civilian Subject**



IPMS ORANGE COUNTY Newsletter

June 2019



OrangeCon 2019 Vendor Reservation Information

Vendor Tables are \$ 60.00 if paid before September 1st 2019,
or \$70.00 if paid from onward September 1st 2019.

If you do not have access to the Internet, complete this form and send it to: IPMS Orange County, PO Box 913, Garden Grove, CA 92642. You will be mailed all of the information you need to rent vendor tables.

Name:

Business Name:

Address:

City:

State:

Zip:

Tel:

E-Mail:

Vendor Table Registration Instructions

1. Access the IPMS Orange County website, www.ipmsoc.org, to begin the Vendor Registration process.
2. At the OrangeCon tab, pull down the Vendor Information and Forms and read How To Reserve A Vendor Table.
3. Print, Read and Complete the Vendor Registration Form and Vendor Contract.
4. Read the tab BOE Form 410d, go to that website, download the form, complete and sign.
5. Pay for your Table(s) online and e-mail your documents to: octreasurer@gmail.com.
6. Alternately you can send your documents and payment check to the address below.
7. Once we have received the payment, contract and BOE form, your table or tables will be reserved for you. Information you will need for the day of the show will then be sent to you.

Please mail to:

IPMS Orange County,
P.O. Box 913,
Garden Grove, CA 92642

SHIPS

1. Surface Ships. (All types, All scales)
2. Submarines. (All types, All scales)

MILITARY VEHICLES

3. Allied Tanks/Assault Guns, Closed top, 1945 & Earlier (All types, 1/35 & larger)
4. Axis Tanks/Assault Guns, Closed Top, 1945 & Earlier (All types, 1/35 & larger)
5. Tanks/Assault Guns, Closed Top, 1945 & Later (All types, 1/35 & larger)
6. Artillery & Open Top Self-Propelled Guns (All Types, 1/35 & larger)
7. Wheeled, Half Track, Tracked, Armored Vehicles (1/35 & larger)
8. Wheeled, Half Track, Tracked, Un-Armored Vehicles (1/35 & larger)
9. Medium Scale Military Vehicles Allied (All types 1/36-1/50)
10. Medium Scale Military Vehicles Axis (All types 1/36-50)
11. Small Scale Military Vehicles (All types, 1/51 & smaller)

AUTOMOTIVE

12. Factory Stock & Replica Stock, Domestic & Foreign (All types 1/19-1/31)
13. Customs and Low Riders
14. Hot Rods and Street Machines
15. Competition Vehicles, Straight Line (All types, 1/19-1/31)
16. Competition Vehicles, Oval Track & Road Race (All types 1/19-1/31)
17. Miscellaneous Vehicles (All types & scales)
18. Motorcycles (All types & scales)

AIRCRAFT

19. 1/72 Small Prop (Single Engine)
20. 1/72 Medium Prop & Large Prop (Multi-Engine)
21. 1/72 Jet (All types)
22. 1/48 Small Prop (Single Engine)
23. 1/48 Medium Prop & Large Prop (Multi-Engine)
24. 1/48 Jet (All types)
25. Small Scale Aircraft (All types, 1/73 & smaller)
26. 1/32 Scale & Larger Props
27. 1/32 Scale & Larger Jets
28. 1/48 and Smaller Biplanes, Fabric & Rigged
29. 1/47 and Large Biplanes, Fabric & Rigged
30. Rotary Wings (All types and scales)

DIORAMAS

31. Vignettes, No more than five (5) figures and one (1) Vehicle. 144 sq. in. max
32. Military Dioramas (All types and scales)
33. Sci-Fi and Miscellaneous (All types and scales)

FIGURES

34. 79 mm & Smaller (All types)
35. 80 mm -150 mm (All types)
36. 151 mm & Larger (All types)

SCI-FI & FANTASY

37. Sci-Fi/Fantasy Figures (Biologic Types, All scales)
38. Robotic, Mech & Gundam (Non-Biologic Types, All scales)
39. Sci-Fi/Fantasy & Real Spacecraft (All types & scales)

OTHER

40. Humor in Modeling (All types and scales)
41. Miscellaneous (Anything that doesn't fit elsewhere)
42. Collections – five (5) or more closely related models presented as one entry. Entries limited to either no more than 12 individual models or 288 sq. in. max. (All types & scales)

JUNIORS (Up to Age 12)

43. Junior (All Types & Scales)

YOUNG ADULTS (Ages 13 – 17)

44. Young Adult (All Types & Scales)

BEST OF AWARDS

- Best Aircraft
- Best Automotive Subject
- Best Figure
- Best Military Vehicle
- Best Sci-Fi/Fantasy
- Best of the Rest

JAMES WOODY MEMORIAL AWARD

Awarded to the Best US Naval Aviation Subject.

2019 CONTEST THEME AWARD

"D-Day - June 6th, 1944"

Any subject in use on that day, June 6th, 1944 - Military or Civilian

BEST OF SHOW – Best Overall Model

Trophy Sponsorship opportunities, complete OrangeCon Contest Rules and Contest Entry Forms please see our website at

www.ipmsoc.org



ORANGECON Trophy Sponsorship Information

Any individual, group or company can contribute to the OrangeCon event by sponsoring the trophies given at the annual OrangeCon model contest.

Currently, OrangeCon offers sponsorships on all our contest categories at \$40 per sponsorship. Best of trophies are sponsored for \$60 except for Best of Show which is sponsored by the IPMS Orange County chapter.

Normally the categories include Ships, Military Vehicles, Automotive, Aircraft, Dioramas, Figures, Humor, Miscellaneous and a Junior and Young Adult. There are also Best of Awards for Aircraft, Automotive, Diorama, Figure, Military Vehicle, Sci/Fi and Fantasy and Ship. Categories can change depending upon the event. Please check the most current contest categories by clicking on the OrangeCon flyer page two.

Each sponsor's name will be read out as the award is given, plus the sponsor name will be displayed at the model category table. In addition, if you are a vendor sponsoring a trophy, your name will also be listed on our Sponsor's Board during the event.

If you are interested in sponsoring trophies (other than the "Best of trophies", please fill out our OrangeCon Trophy Sponsorship Form. There are three ways you can sponsor:

1. You can print out a copy by clicking on the Sponsorship Form, and mail us a check to the PO Box listed on the form.
2. You are also able to pay for a trophy through our website by clicking on the PayPal link.
3. Or you can attend one of our monthly meetings and pay for it there.

If you would like to sponsor a "Best of" trophy, please contact the OCIPMS treasurer at ocipmstreasurer@gmail.com and mail a check to IPMS Orange County P.O. Box 913 Garden Grove CA 92842

Thank you.

(Might I suggest that you list a 1st choice, 2nd choice and 3rd choice on the form just in case if your first choice is already taken, or if 1st and 2nd are taken. Ed.)

IPMS ORANGE COUNTY Newsletter

June 2019



Trophy Sponsorship Form

Name: _____

Address: _____

City: _____ State: _____ Zip: _____

Email: _____

Tel: _____ Fax: _____

Please provide either email or phone number, if you wish to get conformation of the sponsored category.

Return this completed form along with a check or money order made payable to **IPMS Orange County**.

Mail to:

IPMS Orange County

P.O. Box 913

Garden Grove CA 92842

Price per Trophy Package is \$ 40.00

I am pleased to sponsor _____ Trophy Packages.

Total Enclosed: \$ _____

Member to receive M.O.T.Y. credit: _____

I wish to have my sponsorship be used where needed _____

OR

I wish to sponsor my trophy packages from the following categories _____

Admission		Distressed Kits	\$ 0.00
Members	21	Monthly Raffle	\$ 112.00
Non-Members	1		
Juniors	0	Total Income	\$ 224.00
Paid in Full	5	Total Expenses	<u>\$ (525.98)</u>
Guests	0	Profit / (Loss)	<u>\$ (301.98)</u>
Total Attendance	<u>27</u>	\$ in Checking	\$ 1891.76
		\$ in Savings	\$ 4212.58
Memberships / Renewals		\$ in PayPal	\$ 378.48
Regular	0	Total in Bank	<u><u>\$ 6482.82</u></u>
Youth	0		
Full Year	<u>0</u>		

AIRFIX

1:76 D-DAY OPERATION OVERLORD

■ BATTLEFIELD SHORLAND BASE WITH D-DAY COASTAL DEFENCE PORT
 ■ 1/2 HOODS LCVP ■ 1/2 HRP TRAILER ■ HOUTER ■ LCM LANDING CRAFT
 ■ CROMWELL M4V TANK ■ BRIDGEMOOR OLD BRIDGE CARRIAGE ■ SHERRMAN M4 TANK
 ■ WWII BRITISH INFANTRY ■ WWII GERMAN INFANTRY

SET INCLUDES:
 11 Army pieces
 1 Tank
 1 Ship model



DKA Distressed Kit Auction

Twice a year in June and December, the IPMS Orange County presents their Distressed Kit Auction. The DKA serves as three purposes. 1-You can discretely contribute to the DKA by bringing in that great Masterpiece you were once going to build but somehow was stored on the shelf of doom and was never finished. I'm sure there are other kits you may have acquired but never got around to finishing those either. These all make great contributions and no names are mentioned.

2-The camaraderie is unsurpassed as the prices keep rising and the bidding gets fierce for that clunker kit. Take a look through your stash and see what you can do to help the club and find that rare nasty kit you swore you would never build. 3-Your stash is huge, the reality is your family members are going to have to get rid of it when you pass. Start now and thin it out. The donated kit, book, or tools will be one less thing your relatives will have to worry about. At the club see Sir Dave or The Duke with your donated item and thank you.

Ed.

ORANGE COUNTY IPMS "MAKE AND TAKE" EVENT 2019

By Darnell Pocinich

This June 22nd IPMS Orange County will conduct a "Make and Take" at Fullerton Municipal Airport in conjunction with the celebration of "Wings Over Fullerton" Airport Day. Again our host will be AFI (Aviation Facilities Inc.) located at 4119 Commonwealth Ave., Fullerton, CA (west of the airport tower). Their phone number is 714-773-0741. AFI will provide hangar space, tables and chairs for the event. Models for this year's event are being donated by Bandai of Japan.

Over the past five years IPMS/OC members have assisted more than 100 youngsters with assembling snap-together plastic aircraft and car kits. These kits were provided by our club at no charge to any participant. As in the past, we will need 15 club members to provide the support on that day. Please make plans to help out this June 22nd. I will provide a sign-up sheet for those wishing to help at our May club meeting. Thanks for you past support of this worthy event. **DP**

IPMS ORANGE COUNTY Newsletter

June 2019



IPMS / USA Membership

Membership is of great importance, both here at the level of the local chapter as well as the National level. As a long time member I can highly recommend the expenditure of the additional dollars to become a member of the national organization.

With membership come six copies of the IPMS Journal publication which is better than ever, and the right to participate at the IPMS National Convention contest. The subscription to the Journal alone is worth the cost of joining.

A copy of the membership application is below or available on our website, or at the IPMS / USA website address, www.ipmsusa.org. Complete the form and return it to the address listed at the bottom of the form along with your method of payment.

IPMS/USA MEMBERSHIP FORM

IPMS No.: _____ Name: _____
Address: _____ If Renewing _____ First _____ Middle _____ Last _____
City: _____ State: _____ Zip: _____
Phone: _____ E-mail: _____
Signature (required by P.O.) _____
Type of Membership ☐ Adult, 1 Year: \$30 ☐ Adult, 2 Years: \$58 ☐ Adult, 3 Years: \$86
☐ Junior (Under 18 Years) \$17 ☐ Family, 1 Year: \$35 (Adult + \$5, One Set Journals) How Many Cards? _____
☐ Canada & Mexico: \$35 ☐ Other / Foreign: \$38 (Surface) Checks must be drawn on a US bank or international money order
Payment Method: ☐ Check ☐ Money Order

Chapter Affiliation, (if any): _____

If Recommended by an IPMS Member, Please List His / Her Name and Member Number:

Name: _____ IPMS No.: _____

IPMS/USA

Join or Renew Online at: www.ipmsusa.org

PO Box 56023

St. Petersburg, FL 33732-6023



Find us on
Facebook





Membership Renewal Form

Below is the new and improved Membership and Renewal form. Print this page, fill it out and bring it to the meeting. It is also available on-line at www.ipmsoc.org.



IPMSOC MEMBERSHIP APPLICATION

Print out and fill in this form completely and bring it to one of our monthly meetings, or mail it, with your payment to IPMS Orange County, P.O. Box 913, Garden Grove, CA 92842. Thank you.

Date: _____

Application for: ☐ New Membership ☐ Renewal

Name: _____

Address: _____

City: _____ State: _____ Zip: _____

Contact Info: Home phone: _____ Mobile: _____

Email: _____

Date of birth (optional): _____

List memberships you have in other clubs and organizations (e.g. IPMS/USA, AMPS)

What are your current modeling interests:

☐ Aircraft ☐ Armor ☐ Autos ☐ Ships ☐ Figures ☐ Sci-Fi ☐ Railroad

☐ Other: _____

What classification modeler are you currently:

☐ Novice ☐ Advanced ☐ Master ☐ Not sure

Your Signature: _____

(By signing, applicant agrees to abide by the rules and regulations detailed in the Constitution and Bylaws of IPMSOC)

Membership rates: All memberships are for the calendar year, January through December. Therefore, depending on when you join, the following pro-rated schedule will be used: \$22 (Jan - Mar), \$20 (Apr - Jun), \$15 (Jul - Sep), \$10 (Oct-Dec).

Note - There is also a members dues of \$5 when you attend a monthly meeting, that is not part of this membership fee.

IPMSOC staff only:

Membership approved _____/Date_____ Fees Paid _____/Date_____ Added to Roster _____/Date_____ Badge made _____/Date_____



IPMS OC Contest Table

There was no contest last month due to the build night.

Modeler of the Year Points Standings:

1st place: Julian English, 25 pts

2nd place: Carlos Cisneros, 14 pts

3rd place: Herb Deeks, 12 pts

4th place: Steve Taylor, 11 pts

5th place: Jim Harlow, 10 pts

“Missed it by That Much” 2019

- **In the running as of April 2019**

Bolton, Bob

Cavanaugh, Mike

Deeks, Darrin

Deliduka, Mark

Elliot, Craig

Fleming, Jim

Hernandez, CIP

Hunter, Jeff

Mansour, William

Matthews, Dan

O'Barr, David

Okamura, David

Penikas, Bob

Pick, Kenneth

Ryan, Owen

Zmuda, Bob



Apollo 11 Special Exhibit Lands at the Nixon Library

Celebrating the 50th Anniversary of the Historic Moon Landing

In celebration of the 50th anniversary of the historic Apollo 11 moon landing, the Richard Nixon Presidential Library and Museum in Yorba Linda has opened an all-new interactive special exhibit, **Apollo 11: One Giant Leap for Mankind**.

The exhibit is now open and runs through January 12, 2020.

On July 20, 1969, the eyes of the world watched as Neil Armstrong and Buzz Aldrin became the first men to walk on the moon. Just minutes after landing they received a call from President Richard Nixon in the Oval Office, with congratulations on behalf of the American people. Three days later, President Nixon personally greeted the three astronauts at the splashdown site in the Pacific Ocean, aboard the U.S.S. Hornet.

Museum-goers take a thrill ride through the Space Race of the 1950s and 1960s, President Kennedy's famous challenge to go to the moon, and the scientific and technological advancements that were developed —many in Southern California— to ensure success and survival on this inspirational mission.

The exhibit's originally-created, 360-degree virtual reality experience transports visitors to the lunar surface on July 20, 1969, to see and hear Neil Armstrong's "one giant leap for mankind."

Artifacts and objects featured in the exhibit include:

- Buzz Aldrin's penlight used in the Lunar Module and Apollo 11 patch worn on the surface of the moon
- NASA X-15 silver-gleaming pressure suit used to train Neil Armstrong and America's first astronauts in the 1950s
- Moon rocks from the lunar surface, acquired during the Apollo 15 and Apollo 17 missions
- Oval Office telephone that President Nixon used to call Neil Armstrong and Buzz Aldrin as they explored on the lunar surface
- Presidential Medal of Freedom Award presented to astronaut Michael Collins by President Nixon
- Original of President Nixon's draft speech prepared in the event of a "moon disaster"
- A 3-D printed, life-sized statue of Neil Armstrong in his space suit, as he climbed down the ladder of the Lunar Module on the moon
- A giant, exact recreation of an Apollo mission command module



Visitors sit in a 1969 American living room and watch the moon landing just like people all over the world did on the historic night 50 years ago.

All subsequent lunar landings happened during the Nixon administration, and Richard Nixon remains the only president with his name on a plaque on the lunar surface.

Exhibit partners include NASA, the Smithsonian Air and Space Museum, Boeing, the Arnold and Mabel Beckman Foundation and Immersive VR Education. Other contributing organizations include the Astronaut Scholarship Foundation, Discovery Cube, Virginia Tech University and the Columbia Memorial Space Center.

Apollo 11: One Giant Leap for Mankind is included with admission to the Nixon Library. Admission is \$ 16.00 for Adults, seniors are 12.00 and students (with ID) are 10.00. The Nixon Library is open seven days a week, Mondays through Saturdays from 10 AM to 5 PM and Sundays from 11 AM to 5 PM.



Greg Kelly's Toothpick Modeler Madness

By Terry Huber

With the spring time weather warming up in the land of the Vikings, Greg decides to take the Saturn V toothpick model and Crawler out for a spin so to speak. Complete with Apollo 11 mission patch Greg can now claim the model to be finished just in time for the moon landing anniversary. I'm sure that this model will soon show up locally at the public library or State Fair. Good job Greg.

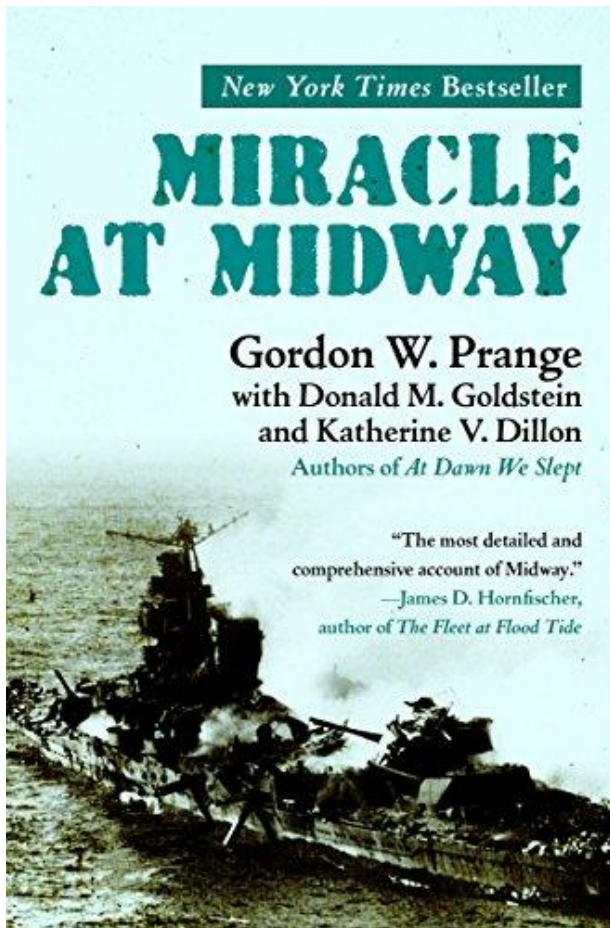


June 2019



Book Review: Miracle at Midway

by Foster Rash



Invasion fear spread when an oil field near Santa Barbara was attacked by a submarine in February 1942.

At the Battle of the Coral Sea in May, the US had lost the aircraft carrier Lexington and the Yorktown was severely damaged. If the Japanese had won at Midway, Hawaii would have been untenable and the aircraft industry in California vulnerable to attack. Public pressure to protect America from the Japanese would certainly have cancelled the "Hitler first" strategy. But against all odds, the US Navy won its first and greatest victory of the Pacific war. Miracle at Midway explains just how that happened from both the American and Japanese sides and how easily it could have been a defeat.

Our June theme commemorates the D-Day invasion of Normandy on June 6, 1944. Another important June battle, fought June 4-7, 1942 near Midway Island in the Pacific, made the D-Day landings possible. Public sentiment in the US demanded an attack on the Japanese to avenge Pearl Harbor. But Roosevelt and Churchill had decided on a "Hitler first" strategy with most of America's war production going to save Britain and liberate Europe. There was a near panic on the US west coast in the months following the attack on Pearl Harbor, after a series of battles in which the Imperial Japanese Navy had defeated the Americans, British, Australians and Dutch in the Pacific.






Book Review: Miracle at Midway



Midway Island is an atoll is 1100 miles from Pearl Harbor at the northern end of the Hawaiian archipelago.



Prior to WWII, Midway was a refueling stop for the Pan American Airlines "China Clipper" and a hotel was built on the island.

Japan's conquests seemed secure under the protection of the most powerful navy in the world. But the Doolittle Raid on Tokyo in April 1942 was a shock to the Japanese and an embarrassment to their navy. Thus was set into motion a plan to extend the Japanese defensive perimeter from the Aleutians through Hawaii to Samoa. Admiral Yamamoto, who had planned the attack on Pearl Harbor, planned the Midway operation. He expected to take Midway by surprise and, since the island was within air range of Hawaii, believed the Americans would not tolerate a Japanese airfield there. The Americans would have to come out to try to take it back, and when they did, the Japanese navy would be ready to annihilate the US fleet in a great sea battle. The Japanese had more ships and better aircraft than the Americans. They had highly skilled, experienced people. On paper, it would appear that the US had no chance against the superior Japanese forces. But in contrast to Japanese planning for the Pearl Harbor attack, the Midway operation was hastily conceived, security was lax and training virtually non-existent. The Japanese were supremely overconfident in their own capabilities and dismissive of the capabilities of the Americans. The Japanese later said they had become victims of "victory disease."



Book Review: Miracle at Midway



The Japanese Zero was the best fighter in the world in 1942



The "Kate" bomber was superior to anything in the US Navy for either torpedoes or level bombing

The Commander in Chief, Pacific Fleet, Adm. Chester Nimitz was not without a couple of advantages over the Japanese. Navy cryptanalysts had broken enough of the Japanese code to know when and where the attack would come, enabling Nimitz to dispatch his carriers ahead of the Japanese for an ambush. Three American carriers were positioned on the Japanese northern flank, just beyond the range of Japanese search planes. Also, major US ships had radar and the Japanese did not. The Japanese, were unaware of their opponent's true strength and dispositions even after the battle began. It was the Japanese who would be surprised.



Capt. Joseph J. Rochefort led the code-breakers who correctly deciphered Japanese messages about Midway.

After the Battle of the Coral Sea, the severely damaged Yorktown returned to Pearl Harbor where shipyard crews worked around the clock for 3 days to get the carrier minimally operational and back to sea. This gave Nimitz the carriers Yorktown, Enterprise and Hornet against the Japanese Akagi, Kaga, Hiryu and Soryu. On paper the opposing forces were fairly evenly matched in aircraft. The Japanese had 260 and the US had 230 on aircraft carriers with another 120 on Midway Island. Midway was packed with the Marines and Army aircraft, making it a "fourth carrier" of sorts.



Book Review: Miracle at Midway

But the obsolete aircraft of the Marines and inexperience of the Army aviators worked against Midway being an offensive asset. With Admiral Halsey hospitalized, Nimitz put Admiral Fletcher in command and replaced Halsey with Admiral Spruance. Their sole objective was to prevent the Japanese from taking Midway. Nimitz gave them instructions to operate under the principle of "calculated risk" in attacking the superior force, to do so only when they could inflict more damage than they received.



American PBY flying boats detected and shadowed the approaching Japanese fleet.

The frontline US Navy fighter, the F4F Wildcat, was barely able to hold its own against the Japanese Zero



Army B-26s from Midway Is. made a brave torpedo attack. Unfortunately, lack of training with torpedoes ensured its failure.

On June 4, unaware that the American carriers were already in position, the Japanese attacked Midway. Fletcher and Spruance knew that the

Japanese aircraft must return to their carriers to refuel and rearm. That created an ideal time to spring the ambush, and that is exactly what the US did. Striking at this most vulnerable time created the best opportunity to inflict massive advantage.





Book Review: Miracle at Midway

Without knowing precisely where the enemy carriers were located, the Americans launched an attack from extreme range and to conserve fuel the planes sped immediately towards the target without forming up into one massive force. The US planes were en route before the Japanese discovered that US carriers were in the area. The pilots had difficulty locating the Japanese force and suffered from lack of coordination; All the air wings showed up to the battle in a chaotic mess. Despite the problems, acting immediately had brought the Americans on scene at the right time. The Japanese planes crowded decks littered with bombs and fuel. The Americans had some lucky breaks along the way but it was not just luck that it happened that way.



The Navy also attacked with torpedoes but each squadron of torpedo bombers arrived a few critical minutes apart. Japanese fighters were able to shoot down every plane.

Dive bombers from the Enterprise and Yorktown arrived high over the Japanese carriers while the Zero fighters were defending against the torpedo attack. Through good luck, three squadrons arrived at the same time



And the dive bombers struck...





Book Review: Miracle at Midway



... Setting fire to three of the four Japanese carriers



Japanese aircraft were caught on the decks being refueled and rearmed.



The SBD "Slow But Deadly" Dauntless dive bombers succeeded where others had failed.

Bombs ignited gasoline and exploded ordnance





Book Review: Miracle at Midway



Fires raged out of control. The five minute dive bomber attack decided the Battle of Midway. Japan's formerly invincible aircraft-carrier striking force, Akagi, Kaga and Soryu succumbed to the attack. A fourth carrier, the Hiryu, was destroyed that afternoon

Hiryu, escaped the morning attack and launched a successful counter-strike on the Yorktown. Hiryu was attacked and sunk later that same day



The Hiryu's attack against Yorktown caused fires and flooding which took it out of action with a severe list. Damage control personnel were able to stabilize the ship to take it under tow.



But a Japanese submarine was able to penetrate the defensive cordon of destroyers and sink the Yorktown. Hole in hull clearly visible as she rolls over.



Book Review: Miracle at Midway

The Yorktown was found by Robert Ballard in 1998. It sits upright on the sea floor over three miles down. Interesting video of the wreck here: <https://www.youtube.com/watch?v=VfmdLBRoFdI>

The Japanese invasion fleet of battleships, cruisers and transports had been largely untouched; they still had the capability to take Midway. But Yamamoto did not want to stay in the area without air cover. So he attempted to lure the American carriers westward, for a battle east of Midway within range of aircraft from Wake Is., but Fletcher and Spruance didn't take the bait. Two Japanese cruisers collided during the withdrawal movement and one of the cripples was sunk by US dive bombers.

The mission to prevent the Japanese from occupying Midway had been accomplished. Sinking four enemy carriers and a cruiser with the loss of only one carrier and a destroyer was an acceptable "calculated risk." But they were not willing to risk the loss of their two remaining carriers, Hornet and Enterprise, in further fighting. The Japanese still had a large and formidable navy but the balance had shifted in the war in the Pacific. Hawaii and the US west coast were protected and the Japanese were now on the defensive. *FR*



Barney Leone's Flag

By Bob Penikas

At the Planes of Fame Museum, Chino, Airport.

Today 6/9/19 our fellow World War II member of the B-17 Combat Crewmen and Wingmen's organization, (B-17 CC&W) Barney Leone talked about his service aboard the USS Nemasket at Iwo Jima, Okinawa, Philippine Islands, and Chiina. Yup; he was Navy.

Barney has been giving his war time experience presentation at schools. The flag we are posing with was flying on the USS Nemasket just a few hundred yards off the shore of Iwo Jima when six US Marines raised a US Flag atop Mount Suribachi. That moment had such an impact on Barney he asked to be given Nemasket's flag when it was later replaced. He has held onto it dearly ever since.



Barney had a few small vials of Iwo Jima sand, one of which he gave to me.

I have been a volunteer driver to and from the B-17 CC&W meetings for over 35 years. The B-17 CC&W organization meets at the Planes of Fame, Chino,

California the second Sunday of every month 1:00 PM except May and December. **BP**



June 2019



IPMS San Diego and IPMS San Diego Model Car Club Model Expo Contest and Swap Meet By Terry Huber



A few members of the IPMS South Orange County Insane Modeling Posse headed south towards San Diego on June 1st for the annual San Diego show. Mike Budzeika picked me up at around 0830 and we headed to Mark Glidden's house, packed up and hit the I-5 South. After a brisk drive by Mike we arrived around 0945 at the San Diego Air and Space Museum Annex. Can't miss this place with its large Titan ICBM missile out front. As we arrived at the show Mike pulled into the main parking lot to let the two old geezers in his car out and then he would go park down this long street here in El Cajon. Just so happens a truck was leaving the show and Mike grabbed that coveted spot in the main lot. What are the chances? Worked out great later to stash purchases and raffle items.

These two chapters always put on a fantastic show. The contest has some great competition with 275 model count, the judging well done led by Jerry Jackson, and yes the Hot Dog/Hamburger grill is still out front and serving up great dogs, burgers, chips and drinks, Sadie the old black lab still around and letting everyone know she is there with her random barking, little tiny pedal-car airplanes for kids still around, great lineup of vintage/modern aircraft lined up along a taxi-way to the Gillespie Field apron. I've shown those photos here many times, just a nice relaxed atmosphere about this place that makes me want to come back every year.

The Posse did well for those who entered the contest. Mark mentioned he placed in all of his categories, Budzeika too. Your Editor did not enter but obtained a grand prize on a \$10 raffle buy-in below.



After the show Mark directed us to our dinner spot at **HAPA J's** in San Clemente right off I-5. All kinds of great food on the menu and worth the visit. A Napkin rating of 4.0 in my book.



IPMS ORANGE COUNTY Newsletter

June 2019



IPMS San Diego Show


I have a few photographs here taken by Mike Budzeika, not an extensive essay just some photos of models. Great show by Manny and the rest of the crew at San Diego. Here we go. **TH**



IPMS ORANGE COUNTY Newsletter

June 2019

IPMS San Diego Show





IPMS San Diego Show



IPMS ORANGE COUNTY Newsletter

June 2019

IPMS San Diego Show





Arizona Adventure 2019 – Part 2

by Foster Rash

Pima Air & Space Museum

We set aside an entire day for this museum; we were there when the doors opened at 9 am and were among the last to leave when they closed at 5. We did not make it to the space exhibits building nor did we tour the Davis-Monthan boneyard or the Titan Missile silo. An aviation buff would need 2 or 3 days to really see everything. Of course, I could not begin to give a complete photo-tour of the collection here. But here are a few photos to whet your appetite for seeing more online or actually making a visit yourself.



The Pima Air & Space Museum, is a private non-profit organization with nearly 300 aircraft displayed on an 80 acre site. Many restored aircraft are contained within the museum's large display hangars and the remainder are displayed outside in a state of arrested decay.


The museum is adjacent to Davis-Monthan Air Force Base and the 309th Aerospace Maintenance and Regeneration Group (AMARG), also known as the "The Boneyard." Some

forward thinking Air Force people at Davis-Monthan in the 1950s realized that many of the "junk" aircraft they were dismantling and sending to the smelters had historical value. On their own initiative, they began to display historic aircraft along the base perimeter fence for the public to view. This became a popular attraction and led to the creation of the Pima Air Museum in 1976.



Arizona Adventure 2019 – Part 2

Tours of the Davis-Monthan "Boneyard" (the largest aircraft storage and preservation facility in the world) and a nearby Titan Missile Museum which features a Titan II intercontinental ballistic missile still in its silo, are available through the Pima Air Museum but require advance reservations and security checks.



Col. Richard Bushong, who retired from military service in 1974, flew over 40 types of airplanes during his military career including the B-17. He works one day a week as a docent at the 390th Memorial hangar and we were lucky enough to be there on the right day. The 96 year old colonel said he plans to put in another 10 years as a docent, then retire!

Col. Bushong flew 25 missions over Europe in a B-17 during WWII. He told us the story of his last mission in April 1944. Approaching the target they encountered heavy flak and one of the engines was damaged. The bombardier took control as they locked into their run on the target. "Bombs away," and Bushong was relieved to take control of the aircraft again. But they were hit with more flak and another engine caught fire. They were able to shut down the engine and extinguish the fire but the propeller was damaged, could not be feathered, and caused considerable drag. The belly turret gunner reported the other damaged engine had a severe oil leak. It soon lost oil pressure and had to be shut down.



Arizona Adventure 2019 – Part 2

That engine had provided hot air to the defrosters and the windscreen quickly frosted over. Bushong continued on, flying on instruments only. Then they encountered a storm and the formation had to alter course. Bushong said flying in formation was not an easy task and in their crippled condition he had to drop out. Stragglers were easy prey for German fighters but the Luftwaffe didn't find them that day. Instead they ran into more flak and one of the two functioning engines was damaged but continued to run at reduced power. He set a course for home but, flying on a fraction of normal power, they began to slowly descend. They made it back but when they touched down, at about 80 mph, he discovered the brakes had been shot out. He made a decision to ground-loop and as he turned off the pavement the plane immediately became mired in mud. "Thank God for that sticky English mud!," Bushong said. The crew got out and looked at the B-17; It was full of holes and they were thankful to be back alive. The crew chief arrived, mad as hell and bellowed, "What have you done to my plane?" Bushong replied, "I didn't do anything to it, the Germans did!" It took the ground crew two weeks to patch up the bomber and it flew the next mission with another crew. Unfortunately it was shot down and the entire crew perished.



Curtiss F6C-4 Hawk



Lockheed S-3 Viking, I liked the nose art



In 1949 I lived on the seaplane base at Tanapag, Saipan. My dad was Chief Storekeeper for an air wing that flew PBM Mariners like this one.



Relics. Some aircraft are too far gone to restore but can yield parts or construction details for restorers.



The B-24 was the most produced aircraft of WWII, over 18,000 were built. The B-24 was quickly retired after the war and only one was left in American service by 1951. The British abandoned many Liberators in India at the end of the war and the Republic of India put a number of them back in service and used them until the late 1960s. This B-24) "Bungay Buckaroo" has the markings of the 44th Bomb Group, Bungay, England (1944) on the left side and the Indian Air Force Number 6 Squadron (1968) on the right side.

IPMS ORANGE COUNTY Newsletter

June 2019

Arizona Adventure 2019 – Part 2



Cornell Trainer was a Canadian-built versions of the Fairchild PT-26. Interesting cutaway.



Taylorcraft TG-6 Glider Trainer and a C-47



Radioplane target drone



Norma Jean Baker (Marilyn Monroe) worked at the Radioplane factory in 1944. This photo launched her career as a model and an actress.



Ford GTB "Burma Jeep" bomb service vehicle

IPMS ORANGE COUNTY Newsletter

June 2019



Arizona Adventure 2019 – Part 2



Two seat training version of the Baka Bomb Kamikaze. Note the wooden landing skid. I wonder how many would-be kamikaze pilots never made it through training.



Navy HUP-2 Retriever. I had my first helicopter ride in one of these in 1956



This B-29 was based on Guam and flew missions over Japan



This unrestored Wildcat was salvaged from Lake Michigan. It went "into the drink" as the result of a botched landing attempt on the USS Sable.



Arizona Adventure 2019 – Part 2



Nakajima *Tsurugi* cheaply built of wood and metal with drop away landing gear for a one-way kamikaze mission.



Can't think of a better looking jet fighter than a F-86. This one actually flew in the Korean War.



Russian Mi-24 Hind the "Flying Tank."

V-1 Buzz Bomb



IPMS ORANGE COUNTY Newsletter

June 2019

Arizona Adventure 2019 – Part 2



MiG Alley



B-58 Hustler. I built a model as a kid, I think either Aurora or Monogram that had a push button release to drop the bomb.



B-36 Peacemaker

This Lockheed Constellation was the tenth built and the oldest still in existence





Sikorsky S-43 Amphibian



Northrop YC-125 (1951) was the last prop tri-motor flown by the US military. Most ended up as transports south of the border.



The Flight Grill at the museum serves a wicked Sonoran hot dog. A combination of a bacon wrapped hot dog, pinto beans, pico de gallo, jalapenos, mustard and mayonnaise on a bolillo. Sounds disgusting but it was Yum-mee! I could feel my arteries clogging so I took an extra cholesterol pill that night. Terry, have you tried one of these? The Pima Air & Space Museum is definitely worth a visit.





Arizona Adventure 2019 – Part 2

Ronstadt's Hardware



While chatting with our docent Mike at the Franklin Auto Museum, Bob asked what it was like to grow up in Tucson, "back in the day" before the town filled up with Californians and "snowbirds?" Mike told us some things and mentioned buying dynamite as a teenager from Ronstadt's Hardware Store. Bob asked, "What's the biggest thing you blew up?" Mike began to answer, hesitated and said, "I've

probably said too much already!" I asked if the store had any relation to singer Linda Ronstadt who I knew was from Arizona. Mike said yes, the Ronstadts are a large and prominent Tucson family descended from Federico "Fred" Ronstadt (Linda's grandfather) who was a blacksmith and wheelwright. The University of Arizona has a number of interesting photos related to this Tucson pioneer including a Ronstadt wagon catalog.

<http://parentseyes.arizona.edu/ronstadtfamily/index.html>



Fred Ronstadt, Blacksmith (1886)

Federico Ronstadt was born 235 miles south of Tucson in Banamichi, Sonora, Mexico to a German father and a Mexican mother. He came to Tucson in 1882 as a 14 year old apprentice blacksmith at the wagon shop of Dalton and Vasquez. By 1888 he had mastered his craft and in 1892 opened his own wagon making shop.



Ronstadt's wagon shop in 1898. Fred Ronstadt at far left



This laundry wagon was one of many types offered by Ronstadt

Fred was musically inclined, sang, and played guitar and other instruments. He formed a band "Club Filarmonica" and is front row center holding a bandleaders baton and clarinet (1896)



His wagon business prospered and he expanded into harnesses, saddles, farm implements, mining equipment and hardware. He invested in real estate and became involved in civic affairs. In 1901 he built an imposing two story brick building to house his growing businesses.



The F. Ronstadt Co. building at 6th and Broadway was the company headquarters until 1933.



Wagons and automobiles share the showroom (circa 1913)



Arizona Adventure 2019 – Part 2



Ronstadt became an International Harvester (McCormick- Deering Farmall) agent

Fred had 8 children by 2 wives. In this 1924 photo, he and his second wife, Lupe, pose with their four sons, (from left) Bill, Edward, Gilbert and Alfred. Gilbert is Linda Ronstadt's father.



Fred with his oldest daughter, the actress and singer Luisa Espinel Ronstadt. In 1946, she published a book of Mexican folk songs, "Canciones de Mi Padre" ("My Father's Songs"). Forty years later, Luisa's niece, Linda Ronstadt, would use the same title for her successful album of Sonoran music.)




Check out a couple of short videos here about Luisa Espinel and another "Music of the Ronstadt Family." Interesting old photos and good music. <http://ronstadt.proboards.com/thread/5274/luisa-espinel>

Ronstadt's Hardware in the 1950s. The company closed in 1986, the building was demolished and replaced by a transit (bus) center which bears the family name.



Arizona Adventure 2019 – Part 2



Linda Ronstadt poses outside the family store. The extended Ronstadt family remains active in the Tucson business community, in education, law enforcement and politics.



Linda Ronstadt released "Canciones de mi Padre" in 1987. You can listen to her sing these songs in concert here:

<https://www.bing.com/videos/search?q=canciones+de+mi+padre+linda+ronstadt&&view=detail&mid=CA3650A70F9E75A76D65CA3650A70F9E75A76D65&&FORM=VRDGAR>)

Building a Model

I build models to commemorate Bob and my road trips. The models are 1:48 scale as Bob operates Lionel O gauge (1:48 scale) trains and I'm a 1:48 scale (On30 gauge) narrow gauge modeler. Seeing the various structures on our train layouts is a good way to remember our trips and good times together. For this trip, I built a compressed version of "Ronstadts Blacksmith & Hardware" which incorporates architectural features of adobe structures and old photos of Ronstadt's original blacksmith shop. The adobe walls are cardstock, portions of the woodwork were made from some sticks and twigs gathered along the trail from Kentucky Camp and real Arizona dirt covers the base. *FR*

Continued next page



Ronstadt's Hardware

Ol' Fred is making someone
a good deal on a new
Farmall tractor!



June 2019



Model Club Meetings in the SoCal Area

Latest Changes to the clubs always on top

Pasadena Scale Modelers Society

The club will meet again at the old
Location for the time being, this could
Change in the future.

Meets on the 4th Friday of each month
American Legion Hall

179 N. Vinedo

East Pasadena, CA

Doors open 7:30 p.m.

There is a \$5 donation at the meeting



~~~~~

### Temecula Valley Model Club

Meets on the 2<sup>nd</sup> Saturday of every month

Kay Cenicerros Center (old location)

29995 Evans Road

Menifee, CA 92586

9:00 am till around 12:00

\$5 entry fee to offset room cost

Join afterwards at Pizza Factory Menifee if you wish

[https://www.facebook.com/groups/515492695197122/?bookmark\\_t=group](https://www.facebook.com/groups/515492695197122/?bookmark_t=group)

[ljapr@verizon.net](mailto:ljapr@verizon.net)

951-805-2541

### Pendleton AMPS

Meets on the 3<sup>rd</sup> Saturday of each month

The American Legion

La Mesa Post # 282

8118 University Ave.

La Mesa, Ca. 91944

Doors open at 11:00 a.m. to about whenever

\$5 dues which includes lunch

[ljapr@verizon.net](mailto:ljapr@verizon.net)

951-805-2541







## Model Club Meetings in the SoCal Area

### IPMS South Orange County The Insane Modeling Posse

Meets on the 4<sup>th</sup> Saturday of each month

Norman P. Murray Center

24932 Veterans Way

Mission Viejo, CA 92692

This is a great build session style meeting

With coffee and donuts

8:00 am till 2:00 pm



### IPMS San Diego Model Car Club

Meets the 3<sup>rd</sup> Tuesday of each month

San Diego Auto Museum / Balboa Park

2080 Pan America Plaza

San Diego, CA



### IPMS Orange County

Meets the 3<sup>rd</sup> Friday of each month

La Quinta Inns & Suites

3 Centerpointe Dr.

La Palma, CA 90623

Doors open at 7:00 p.m. till 10:00 p.m.

Non-member fee \$7 First visit free.



### IPMS Inland Empire

Meets on the 1<sup>st</sup> Wednesday of each month

Pegasus Hobbies

5515 Moreno Street

Montclair, CA 91763

Doors open at 6:30 pm and go till about 9:00 pm

There is no charge for first meeting then \$5

INLAND EMPIRE IPMS



## Model Club Meetings in the SoCal Area

### SoCal Amps

#### Armor Modeling Preservation Society

Meets the 2<sup>nd</sup> Saturday of each month

Frye Sign Company

12818 Nutwood St. Garden Grove CA

4:00 p.m. to around 9:00 p.m.

Bring some chairs. No-fee meeting



### Ship Modelers Association – SMA

Meets the 3<sup>rd</sup> Wednesday of each month

American Red Cross Building

1207 N. Lemon St. Fullerton, CA 92835

In Hillcrest Park 7:00 p.m.



### Sprue Cutters Model Club

#### Brookhurst Hobbies

Meets the 1<sup>st</sup> and 3<sup>rd</sup> Tuesday at 6:00 p.m.

Brookhurst Hobbies

12188 Brookhurst Street

Garden Grove, CA 92840

Phone: (714) 636-3580

No charge to attend

[info@brookhursthobbies.com](mailto:info@brookhursthobbies.com)



### IPMS San Diego

Meets the last Friday of each month at

Girl Scouts San Diego

1231 Upas St. San Diego, CA

Use Richmond St. entrance to Upas

Doors open at 6:30 p.m. till 10:00 p.m.

Adult first visit is free and then \$4.00







## Model Club Meetings in the SoCal Area

### Los Angeles Miniaturists Society

LAMS Meets the 1<sup>st</sup> Saturday of each month

Veterans of Foreign Wars building

1006 W. Magnolia Blvd.

Burbank, CA 91506

Meeting starts around 9:00 a.m. till 12:30

Frequent demonstrations. Nonmember \$5

*Los Angeles Miniaturists Society*

## Upcoming Events


2019 IPMS National Convention

Chattanooga, Tennessee

August 7-10, 2019

Looks like the website is up and running here at this link.

<http://www.ipmsusnationals.com/>



## June 2019



### Upcoming Events

**Sunday July 14, 2019**

#### **Kit Collectors Expo**

Garden Grove Community Meeting Center

11300 Stanford Avenue

Garden Grove, CA 92840

9:00 am to 3:00 pm

\$5 at the door



**Saturday September 7, 2019**

**Red Flag Scale Modelers presents**

#### **RedCon 2019**

Orleans Hotel and Casino

4500 W. Tropicana

Las Vegas, NV

9:00 a.m. to 5:00 p.m.

[www.rfsm.net](http://www.rfsm.net)



**Sunday November 3, 2019**

**The Model Car Guys in conjunction**

**With NHRA Motorsports Museum**

Spirit of Speed 5 – Theme 6-Bangers

Model Car Show and Swap Meet

NHRA Motorsports Museum

Fairplex Gate 1

1101 McKinley Avenue

Pomona CA, 91768

10:00 a.m. to 5:00 p.m.

[Sf\\_hess@hotmail.com](mailto:Sf_hess@hotmail.com)



# THE MODEL CAR GUYS

In conjunction with NHRA Motorsports Museum present


## ***"Spirit of Speed 5"***

MODEL CAR SHOW & SWAP MEET 10am - 5pm

Honoring "The Gallery of Speed"

This year's theme:

## ***"Six Bangers"***



## ***SUNDAY, NOVEMBER 3, 2019***

Entry Fees for the model show and NHRA Museum \$10; includes unlimited entries, FREE parking

NHRA Motorsports Museum, Fairplex Gate 1, 1101 McKinley Ave., Pomona, CA 91768

*\*All proceeds from the show will benefit the NHRA Museum \**

**Vendor Tables Available for \$35**

For More Information Contact:

Scott Hess 818-808-6218 — [sf\\_hess@hotmail.com](mailto:sf_hess@hotmail.com)

Ron Ramsay 818-321-4393 — [nastalga1320@hotmail.com](mailto:nastalga1320@hotmail.com)



### Award Categories for show:

- Best of Show – Spirit of Speed
- Museum Quality Replica
- Best Finish
- Best Detail

This year's theme:

## ***"Six Bangers"***

*First, Second, and Third place awards  
for each of the following categories!*

- Fast on the Street
- Fast on the Quarter Mile
- Fast on the Quarter Mile: 1/20 and larger
- Competition (All Non-Drag)
- Fast from the Factory
- Fast on Two Wheels
  
- Street Rods: 1949 and Older
- Customs, Show Cars, and Concept Cars
- Low Riders: 1958 and older
- Low Riders: 1959-Present
- Commercial Vehicles/Trucks

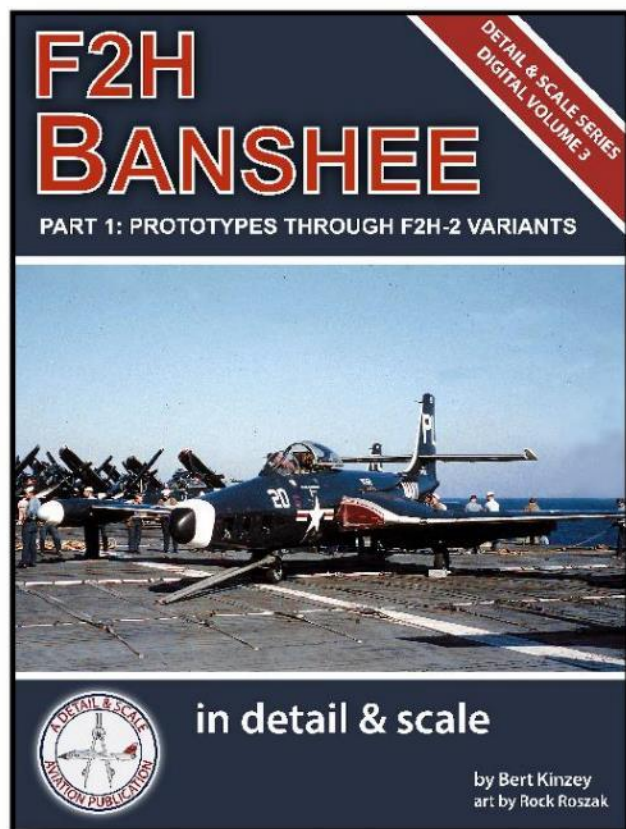


@ the model car guys





# Detail & Scale



To learn more and order, visit  
[www.detailandscale.com](http://www.detailandscale.com)

## ***F2H Banshee in Detail & Scale***

***Part 1: Prototypes Through F2H-2 Variants***  
***Detail & Scale Volume 3***

- ***Developmental History***
- ***Detailed coverage of each variant***
- ***History of the Banshee in Korea***
- ***Details chapter with 120+ photos***
- ***Complete Modelers Section***

***"...my highest recommendation. I can't see how anyone can justify not having this publication" ~ IPMS Review***

iBook & Kindle

### ***Digital Edition***

- 290 pages - 330+ photos
- 170+ color photos
- 15 color profiles

### ***Print Edition***

- 103 pages - 280 photos
- 170 color photos
- 15 color profiles

***\$12.99!***

***\$19.99!***



# IPMS South Orange County Insane Modeling Posse



Meets the 4<sup>th</sup> Saturday of each month.  
We are a build style meeting in a  
relaxed atmosphere located at The  
Norman P. Murray Community Center  
in Mission Viejo CA.

We have all types of modelers  
in our club with a wide array  
of subject matter. Anything is  
welcome. The Norman  
center is located at 24932  
Veterans Way, Mission Viejo  
CA. Doors open at 8:00 a.m.  
and go till about 2:00 p.m.



Plenty of restaurants in the area if you want to take a  
lunch break. If you wish to join, membership is \$10 a year  
with no meeting dues.



Find us on facebook at

<https://www.facebook.com/groups/667870720029825/>



# The Aviation Historian<sup>®</sup>

The modern journal of classic aeroplanes and the history of flying

**A new independent quarterly, created with passion & precision,  
in compact format with clean design. Flying history for connoisseurs.**

Produced by experienced former *Aeroplane* magazine principals Nick Stroud and Mick Oakey, *The Aviation Historian* explores the less-trodden paths of military and civil aeronautical history from its beginnings to modern jets and the birth of spaceflight. No news; no events listings; just the most up-to-date historical research for aviation's true believers.



## WHAT THEY'RE SAYING ABOUT *THE AVIATION HISTORIAN*

"Production values are high, with the many illustrations crisply reproduced ... I wish this enterprise success." — Wg Cdr C.G. Jefford in *Royal Air Force Historical Society Journal*

"Beautifully produced and distinguished by paperback-book dimensions that give it a different feel to the usual run of newsstand magazines ... The writing is authoritative throughout ..." — *Pilot* magazine

"Invites you to have a 'conversation' with the topic matter and is lively and engaging ... research rich, factually dense and of academic value" — Minerva Miller, University Librarian at the University of London

"Authoritative in-depth articles ... all have impressive content ... this is a work of reference to keep. Highly recommended" — *NZ Aviation News*

■ 1-year subscription (4 issues) £44 UK, £53 Europe, £62 RoW ■ 132 pages ■ 245mm x 170mm ■ Perfect-bound

Want to know more? Visit our website: **[www.theaviationhistorian.com](http://www.theaviationhistorian.com)**

☎ +44 (0)7572 237737 (mobile) ✉ TAH, PO Box 962, Horsham RH12 9PP, UK

REVERSE SIDE A classic 1950s photograph of BOAC Boeing Stratocruiser G-AKGM Castor (with an unidentified sister Strat in the background) outside the corporation's distinctive new maintenance hangar at Heathrow, designed by Sir Owen Williams and built during 1950–55.



## The Aviation Historian<sup>®</sup>

The modern journal of classic aeroplanes and the history of flying

### FINEST HOUR

A salute to Richard T. Riding

