

IPMS ORANGE COUNTY

Newsletter – February 2019

Volume 27 # 2

Southern California's Premier Model Club



The President's Column

By David P. Frederick

"New Zealand adventure: Lord of the Rings, Weta Studios and WW1 Exhibit"



In This Issue

<i>Table of Contents</i>	<i>Page</i>
US Navy Reference Photo	5
Meeting Time and Place	6
Monthly Contest Themes	7
OrangeCon 2019	8
Financials and Contest Theme	9
IPMS USA Membership	10
OC Membership Form	11
Contest Table and Results	12
Contest Winning Photos	13
Tamiya Spitfire – New Build	17
Terry's Slot Car Corner	19
Distressed Kit Stories	23
Model A Group Build Woodie	24
Storm Before Glory	25
Brookhurst Hobbies Sprue Fest	27
Next Month	36
Grand National Roadster Show	36
Kettering Bug paper model	40
Tanks A Lot Euro Tour	41
Candid Club Photos	43
Model Club Meetings in SoCal	46
Upcoming Events	50
Event Flyers	51

This year started out with a vacation cruise to New Zealand. After flying into Sydney Australia and spending a few days there I boarded a cruise liner for New Zealand. One of the ports was the windy city of Wellington. The city museum had a WWI exhibit called The Scale of Our War.





President's Column

It was an exhibit which centered on the events of the Gallipoli campaign (1915) in Turkey during the First World War. There were several fifteen-foot-tall figures depicting the action of the conflict.



All the figures were impressive in size and detail of the pose was extremely moving in the presentation.



In addition to the figures, the Gallipoli conflict was well documented with detailed Dioramas of trench like war fare.



President's Column

Something you would not see in the states is a presentation of what would happen to a soldier if a bullet hit his head or a grenade blow up next to him. The effects of the grenade are show in the x-ray soldier- note the broken leg bones.



Wellington has many tour offerings. One was the Weta studio tour, which is a New Zealand equivalent to Lucas films studio. Film Director, Peter Jackson (The Wingnut Wings WW1 model aircraft fame) made movies such as King Kong, District Nine and most important The Lord of the Rings series.

Since the Lord of the Rings was filmed entirely in New Zealand there is a tour of the filming locations for the movies. I am crouched down in the side of the path which the four hobbits where being pursued by the death rider in the first movie.



You must use your imagination as the tree for which the hobbit was under has been removed and exposed tree roots shielding them were studio props. The museum and tours were both worth seeing as New Zealand has many sights to visit. **DF**

IPMS ORANGE COUNTY Newsletter

February 2019



President's Column

Raffle Czar Sneak peek of models for February Monthly raffle:

1. 1/48 Aircraft: Wolfpack T-45C Goshawk US Navy Jet Trainer
2. 1/35 Armor: Amusing Hobby Rutscher Panzer Kleingerstoerer
3. 1/25Auto: AMT Knight Rider 2000
4. 1/35 Cannons: Tamiya German 20mm Flak 38 MIT SD.AH.51 AND
 7.5m Anti-Tank Gun (PAK 40/L45)
5. 1/35 Soldiers: Tamiya German Machine Gun Troops AND
 Dragon Hohenstaufen Division Normandy 1944



US NAVY Reference Photo

GROTON, Conn. Jan. 31, 2019

The Virginia-class attack submarine USS North Dakota (SSN 784) transits the Thames River as it pulls into homeport at Naval Submarine Base New London in Groton, Conn. North Dakota is returning from the European Command area of responsibility where it executed the chief of naval operation's maritime strategy supporting national security interests and maritime security operations. U.S. Navy photo by Cmdr. Jason M. Geddes (Released) 190131-N-LW591-002

TH



IPMS ORANGE COUNTY Newsletter

February 2019



Meeting Notice & Agenda

Date: February 15, 2019

Theme: **AIRFIX**

Doors Open: 7:00 p.m. or earlier

Meeting: 7:30 to 10:00 p.m.

Location: La Quinta Inn & Suites

3 Centerpointe Drive

La Palma, CA 90623

Right Off the 91 Fwy at Valley View

2019 Chapter Officers

President David Frederick

1st Vice President Sean Fallesen

2nd Vice President *Position Retired*

Treasurer Jeff Hunter

Secretary *Split Duties –*

Nat Richards – Badges

Mike Budzeika – Scribe

Gordon Zuther – Audio

Contest Director Dan Matthews

Volunteers

Chapter Contact Mark "The Duke" Deliduka
i-mark@verizon.net

Newsletter Editor Terry Huber
(714) 544-8908
thuber1967@yahoo.com

Webmaster Julian English
julianenglish65@gmail.com

Mail IPMS Orange County
P.O. Box 913
Garden Grove, CA 92842
ocipms@aol.com



Club Website www.ipmsoc.org

National Website
www.ipmsusa.org



Orange County Contest Themes for 2019

JANUARY 18, 2019 - TOPLESS MODELS

Open cockpit planes, Convertible cars, Open bridge ships, open top AFVs, motorcycles.

FEBRUARY 15, 2019 – AIRFIX - Any Airfix kit, old or new, any subject.

MARCH 15, 2019 – WELCOME TO THE JUNGLE

Any subject with animals depicted through markings or the subject is named after an animal. i.e. a C-2 greyhound, aircraft with tiger meet markings, or a Ford Mustang

APRIL 19, 2019 – HIT THE BEACH

Any subject related to amphibious warfare. I.e. transport ships, helicopters, vehicles that go aboard landing craft, etc...

MAY 17, 2019 – BUILD NIGHT > NO CONTEST

JUNE 21, 2019 – D DAY 75TH ANNIVERSARY

Any subject present in use for operation overlord. June 6th, 1944

JULY 19, 2019 – WORLD WAR 2 PACIFIC THEATRE

Any subject found in the pacific theatre during World War 2; 1941-1945 9 (Axis or Allied)

AUGUST 16, 2019 – GREEN

Any subject whose predominant color is any shade of green

SEPTEMBER 20, 2019 – FIRST RESPONDERS

Any subject related to police, fire, and first aid. I.e. fire truck, or a field ambulance, aircraft used in firefighting or search and rescue, etc...

OCTOBER 18, 2019 – BUILD NIGHT NO CONTEST

NOVEMBER 15, 2019 – BEST USMC SUBJECT

(Marine Corps Birthday) Any subject, any time period. i.e. LVT-4, F-35B, etc.



Orange County Contest Themes for 2019

DECEMBER 20, 2019 – HOT AND COLD

Any subject whose color scheme is either desert or winter camouflage

JANUARY 17, 2020 – FIRST CLASS

Any subject that is the first of its series. I.e. lead ship in a class of ships, F-16A, etc.



ORANGECON 2019

New Venue for this year's show on October 12, 2019

Hotel Fullerton

1500 S. Raymond Ave.

Fullerton, CA 92831

More info as it becomes available

IPMS ORANGE COUNTY Newsletter

February 2019



From Our Treasurer

Financial Statistics for the meeting in January 2019

Admission		Distressed Kits	\$	0.00
Members	26	Monthly Raffle	\$	107.00
Non-Members	4			
Juniors	0	Total Income	\$	821.00
Paid in Full	5	Total Expenses	\$	596.81
Guests	0	Profit / (Loss)	\$	224.19
Total Attendance	35			
Memberships / Renewals		\$ in Checking	\$	4148.53
Regular	22	\$ in Savings	\$	5152.25
Youth	0	\$ in PayPal	\$	523.81
Full Year	1	Total in Bank	\$	9824.59

THEME FOR JANUARY – AIRFIX



IPMS ORANGE COUNTY Newsletter

February 2019



IPMS / USA Membership

Membership is of great importance, both here at the level of the local chapter as well as the National level. As a long time member I can highly recommend the expenditure of the additional dollars to become a member of the national organization.

With membership come six copies of the IPMS Journal publication which is better than ever, and the right to participate at the IPMS National Convention contest. The subscription to the Journal alone is worth the cost of joining.

A copy of the membership application is below or available on our website, or at the IPMS / USA website address, www.ipmsusa.org. Complete the form and return it to the address listed at the bottom of the form along with your method of payment.

IPMS/USA MEMBERSHIP FORM

IPMS No.: _____ Name: _____
Address: _____ If Renewing _____ First _____ Middle _____ Last _____
City: _____ State: _____ Zip: _____
Phone: _____ E-mail: _____
Signature (required by P.O.) _____
Type of Membership ☐ Adult, 1 Year: \$30 ☐ Adult, 2 Years: \$58 ☐ Adult, 3 Years: \$86
☐ Junior (Under 18 Years) \$17 ☐ Family, 1 Year: \$35 (Adult + \$5, One Set Journals) How Many Cards? _____
☐ Canada & Mexico: \$35 ☐ Other / Foreign: \$38 (Surface) Checks must be drawn on a US bank or international money order
Payment Method: ☐ Check ☐ Money Order

Chapter Affiliation, (if any): _____

If Recommended by an IPMS Member, Please List His / Her Name and Member Number:

Name: _____ IPMS No.: _____

IPMS/USA

Join or Renew Online at: www.ipmsusa.org

PO Box 56023

St. Petersburg, FL 33732-6023



Find us on
Facebook



IPMS ORANGE COUNTY Newsletter

February 2019



Membership Renewal Form

Below is the new and improved Membership and Renewal form. Print this page, fill it out and bring it to the meeting. It is also available on-line at www.ipmsoc.org.



IPMSOC MEMBERSHIP APPLICATION

Print out and fill in this form completely and bring it to one of our monthly meetings, or mail it, with your payment to IPMS Orange County, P.O. Box 913, Garden Grove, CA 92842. Thank you.

Date: _____

Application for: ☐ New Membership ☐ Renewal

Name: _____

Address: _____

City: _____ State: _____ Zip: _____

Contact Info: Home phone: _____ Mobile: _____

Email: _____

Date of birth (optional): _____

List memberships you have in other clubs and organizations (e.g. IPMS/USA, AMPS)

What are you current modeling interests:

☐ Aircraft ☐ Armor ☐ Autos ☐ Ships ☐ Figures ☐ Sci-Fi ☐ Railroad

☐ Other: _____

What classification modeler are you currently:

☐ Novice ☐ Advanced ☐ Master ☐ Not sure

Your Signature: _____

(By signing, applicant agrees to abide by the rules and regulations detailed in the Constitution and Bylaws of IPMSOC)

Membership rates: All memberships are for the calendar year, January through December. Therefore, depending on when you join, the following pro-rated schedule will be used: \$22 (Jan - Mar), \$20 (Apr - Jun), \$15 (Jul - Sep), \$10 (Oct-Dec).

Note - There is also a members dues of \$5 when you attend a monthly meeting, that is not part of this membership fee.

IPMSOC staff only:

Membership approved _____/Date_____ Fees Paid _____/Date_____ Added to Roster _____/Date_____ Badge made _____/Date_____

IPMS ORANGE COUNTY Newsletter

February 2019



IPMS OC Contest Table

By Dan Matthews

Jan 2019 IPMSOC Contest Results

January 18, 2019

Contest Theme - Topless Models

- **Jan Advanced Division:**
 - 1st – Jim Teahan, 1/48 P-47D
 - 2nd – Rob Hahn, 1/10 “Chino Airport Hanger” Diorama
 - 3rd – Julian English, 1/35 Miniart “Dingo Mk1” Armored Scout Car
- **Jan Masters Division:**
 - 1st – Carlos Cisneros, 1/35 Tamiya SDKFZ 222
 - 2nd – Herb Deeks, 1/18 Stu Hilborn Drs Cakes 1940
 - 3rd – Steve Taylor, 1/48 Pilatus Porter “Air America”
- **Jan “Topless Models” Theme Award Winner:**
 - Carlos Cisneros, 1/35 Tamiya SDKFZ 222
- **Jan Judges Choice Award Winner:**
 - Julian English, 1/35 Miniart “Dingo Mk1” Armored Scout Car



- **2018 “Best OF” Theme Award Winner:**
 - David Jorquez, 1/48 A-4 Skyhawk



- **2018 “Best OF” Judges Choice Award Winner:**
 - Keith Mundt, 1/32 F-86D Sabre Dog



Contest Winners Model Photos


By Bob Penikas

Advanced Division

1st Place 1/48 P-47D by Jim Teahan



2nd Place 1/10 Chino Airport Hangar diorama by Rob Hahn





Contest Winners Model Photos

3rd Place and Judges Choice 1/35 Dingo Mk. 1 by Julian English



Master Division

1st Place and Theme Award 1/35 Tamiya SdKfz 222 by Carlos Cisneros





Contest Winners Model Photos

2nd Place 1/18 Stu Hilborn Drs Cakes 1940 by Herb Deeks



3rd Place 1/48 Pilatus Porter "Air America" by Steve Taylor



IPMS ORANGE COUNTY Newsletter

February 2019

Contest Participant Points



2019	1 Pt	5 Pts	4 Pts	3 Pts	2 Pts	1 Pt	
Name	Entering one or more models in the monthly IPMS OC contest	Winning Judges Choice award in the monthly IPMS OC contest	Winning Theme award in the monthly IPMS OC contest	Winning a 1st place award in the monthly IPMS OC contest	Winning a 2nd place award in the monthly IPMS OC contest	Winning a 3rd place award in the monthly IPMS OC contest	~Total~
Pat Ahle							0
Andre Alas							0
Elius Ali							0
Michael Apodaca							0
Tony Avalos							0
Michael Bare							0
Terry Baylor							0
Doug Browning							0
Ted Browning							0
Bob Bolton	1						1
Mike Boren							0
Mike Budzeika							0
George Canare							0
Chris Carl							0
Brian Casteel							0
Mike Cavanaugh							0
Carlos Cisneros	1		4	3			8
Derek Collins (DNQ)							0
Kevin Collins							0
Colin Davis							0
Mark Deliduka	1						1
Darrin Deeks	1						1
Herb Deeks	1				2		3
Mike DiCerbo							0
Tony Dominick							0
Craig Elliot							0
Julian English	1	5				1	7
Sean Fallesen							0
Jim Flemming	1						1
David P. Frederick							0
Jim Gardener							0
Jeff Geis							0
Victoria Geis							0
Mark Glidden							0
David Goodwin							0
Dennis Henry							0
Cip Hernandez							0
Ron Herrador							0
Jake Holshuh							0
Terry Huber							0
Jeff Hunter							0
Sean Jenkins							0
David Jorquez							0
Maxx Kominsky							0
David Lombard							0
Joe Lomusio							0
Steven Lund							0
Dan Matthews (DNQ)							0
William Mansoor							0
Joe Mestrovich							0
JoAnne Morris							0
Keith Mundt							0
James Nunn							0
Richard Nicoletti							0
David O'Barr							0
David T. Okamura	1						1
Bruce Openshaw							0
Bob Penikas	1						1
Kenneth Pick							0
Darnell Pocinich							0
Foster Rash	1						1
Nat Richards							0
Owen Ryan	1						1
Dan Salas							0
Joseph St. Pierre							0
Richie Scanapico							0
Jason Sutton							0
Steve Taylor	1					1	2
Jim Teahan	1			3			4
Salvador Torres							0
Reed West							0
Daniel Wong							0
Jaime Zamora							0
Bob Zmuda							0
Gordon Zuther							0



Tamiya 1/48 Spitfire Mk.I (New Mold)

By Mark Glidden

Much has already been written about the new Tamiya Spitfire, so I'll keep this brief, noting a few of my own experiences and observations while building the kit.

The part fit was what we have all come to expect from Tamiya by now – near perfect. I'm always amazed that Tamiya can get such close tolerances on their parts, while so many other model companies seem to endlessly struggle with it.



The cockpit was a breeze to assemble, especially given the amount of detail. You need to decide early-on if you want an open or closed canopy, as there are different cockpit side-wall parts for each configuration. There are also two different photo-etch shoulder harnesses, depending on whether you use the pilot figure.

Tamiya seem to have included a bit more photo-etch with this kit than they have in the past. Tamiya's photo-etch would always dull the sharpest cutter just getting it off the fret and require near Herculean effort to bend, this new photo-etch was very soft and malleable. It was very easy to work with, particularly when it came to forming the seat harness.

Perhaps the only real disappointment in the kit were the exhausts. Tamiya molded the ends of the exhausts separately, I assume to improve on the detail. This was something of a fail in my mind, as the exhausts are still molded solid and the ends don't fit all that cleanly. I ended-up using a modified set of Ultracast resin exhausts that were made for the original Tamiya Spitfire Mk.I.

All the parts are in the kit to build a very early Mk.I – the rod antenna mast, ring and bead gunsight, Pitot tube, windscreen, all except the wooden two-bladed propeller. No telling why Tamiya didn't include it, perhaps another version will be released? As I wanted to build a very early Mk.I, I borrowed a two-bladed prop from the recent Airfix Spitfire Mk. I kit. It was a perfect fit.



Tamiya 1/48 Spitfire Mk.I (New Mold)



Tamiya took a rather novel approach to two areas that are often rather problematic when it comes to alignment – landing gear and the horizontal stabilizers. The two landing gear legs are actually molded as one piece. The two legs are connected by what might be considered a spar, which insures the gear legs will be in alignment with each other. Mucking this up would take some effort.

The one-piece horizontal stabilizer didn't work-out quite so cleanly. When the part was slid into position and was locked in place, I found that it did not sit perfectly horizontal. It wasn't a difficult fix, just had to bend the stabilizers a bit to get them leveled out.



Building this kit was almost like therapy it went together so well – no mashing of teeth or pulling of the hair. Highly recommended for enthusiasts of the early Spitfires.
MG



Terry's Slot Car Corner

By Terry Huber

I will attempt to kick-off a bi-monthly article on the HO (1:87) scale and larger 1:32 scale slot car racing hobby. There may be discussions to 1:24 scale cars as well. The only tie-in to scale modeling techniques I can think of is the painting and decaling of un-painted body's that are widely available, and Vac-formed Lexan shells too.

HO Scale



AFX Racemasters HO 21000 Peugeot 908
Paintable car



Also you can add structures and buildings to your layout available in kit form, then ground cover and landscaping scenery. There are plenty of cross-over HO train structures that can be used on the layout such as garage buildings, guard shack, ticket booths, train interlock towers (now become race central control towers.), storage sheds, photo observation towers, souvenir stands, food and beer gardens and things that you would see at the race track. Heller from Germany and JL Innovative Design offers an HO grandstand as well, all of these in kit form. The Heller grandstand is above at the title block.



Terry's Slot Car Corner



This grandstand here by JL Innovative design is the Riverside Speedway Grandstand. A laser cut wood style kit.



I have built a few HO slot car racing layouts over the years starting with my first, thanks to my dad's help, in 1965. Back then Aurora ruled the scene with Thunder Jet 500 Model Motoring cars and Magnatraction, also other manufacturers tried to keep up, like Auto World and some others competing for a piece of the action. The layout was your basic 4 x 8 foot plywood sheet set on saw horses or better yet, a table platform underneath.

There was an article in Boy's Life Magazine during this time that described their own buildout, including prints. This was by some accounts, the equivalent on the HO racing side as that of the Shep Paine articles and information on the plastic modeling diorama side, a revelation. The Boy's life layout (on title page) had just enough scenery and multi-level pizzazz along with tight turns that you have to pay attention to racing, and would inspire more layout builders to start their own track, like myself.

Those layouts and cars are long gone however I did pick it up again in the late 1990's with the AF/X Tyco cars. I still have some of those cars from that era which I will show in photos but unfortunately no track though, that layout was a simple painted 4x8 sheet of plywood. Nowadays AFX is still the primary manufacturer with their Mega G and Mega G+ cars along with Auto World which still manufactures the old Aurora Thunderjet 500 and the Magna-Traction reproduction cars of the 60's and 70's. They also produce a line of Top Fuel dragsters and Racing Team 18-Wheelers and trailers.



Terry's Slot Car Corner

A great book on the Aurora slot car development is the Schiffer Publication by Thomas Graham, "Aurora Slot Cars". (\$35-50). It describes in great detail the early Aurora years and the Thunderjet 500. After a while along came TYCO working with AF/X (Aurora Factory Experimental) to make the 440x2 series chassis and motors of the mid 1990's shown here.



Then Mattel got involved during the trailing years, and lately Tomy was supplying the cars under their banner. The Graham book explains it all and is well worth the investment for all the details.





Terry's Slot Car Corner



The most current versions of AFX includes the new Ford GT's shown here with AFX's G+ chassis. AFX also has the G chassis and narrow body long chassis F1 cars. AFX Racemasters in Reno are the official distributor and supplier here in the states. Evidently Tomy is out of the picture now and AFX has another supplier.

When I consider specialty cars I think of Viper Racing Orem UT. These guys build incredibly fast cars and chassis, and

the enormous amount of upgrades, all built here, in the States can put you quickly in the Open or Unlimited category of racing. Their mild "stock" chassis and motor VTR (below) can definitely put a hurt on AFX Mega G+ top speeds as-is. They also build incredible custom cars and tracks for your home. Not cheap but something that looks and performs at a professional looking level. Check them out here <https://viperscaleracing.com/>



More to come in the next installment of the Slot Car Corner. **TH**



Distressed Kit Stories

By Jim Fleming

At the June Distressed kit auction I purchased an LS 1/144 scale Kawanishi “Emily” Japanese Flying Boat. I was pleased and surprised that the kit was complete and went together well. I brought it to the recent January meeting. I also bought a late model Hasegawa 1/72 scale Mitsubishi J2M3 Raiden or “Jack.” I discovered it actually had two identical complete kits in the box and Julian English was interested so I let him have one of the kits. (I expect he will bring the completed model in some time this year). All in all the Raiden was a complete kit and a good build and I was satisfied with my June purchases.

Now for the December Distressed Kit auction.....I bought five kits.....got excited and I think I overdid it.

First Kit—A Whitley English bomber, unknown scale, maker, no instructions or decals, in a clear plastic bag. Upon inspection I found several essential parts missing so I tossed the kit.

Second Kit—a very old Tamiya 1/100 scale (rare) Soviet Ilyushin IL-28 Beagle bomber. It was a simple build yet the decals disintegrated but I had others to use and the finished kit looks good.

Third Kit—This was a Heller *Echelle* 1/72 German Messerschmitt BF 109E. *Echelle* is French for scale, and, of course, the instructions were in French, with limited English translation. Each sprue was referred to as “Bunch” 1, 2, 3, and 4. The tail fin struts were called right tail leg and left tail leg. I think the kit was from the 1960s and so I used some current decals I had to make a Rumanian BF 109E. It looks good.

Fourth Kit—This was an Airfix 1/72 scale Henschel H.S. 129 ground attack bomber. Likely from the 1970s, the kit is interesting as it can be built with two versions, one with bombs and one with the anti-tank gun. Unfortunately the one essential piece missing is the one-piece wrap-around clear canopy. I am not sure what I am going to do, though with some difficulty I have scratch-built a canopy before.....

Fifth Kit—From *Plastyk Pruszkow Parkowa I*, Poland, a 1/72 scale 1938 Polish PZL-37A/B LOS medium bomber. The unique, entirely square box had significant water damage but the kit and decals were still in an unopened clear plastic bag.

The kit was a challenge as, of course, the instructions were all in Polish but the diagrams were clear and had helpful illustrated steps. Plus, amazingly the 1979 kit’s decals were still good and went on without a problem using Tamiya Mark Fit. **JF**



Model A Ford Woodie Group Build

By Foster Rash

Hit the Beach!

Hey gearheads! There's more than one way to "Hit the Beach" (our April build theme). How about a '28-'31 Model A Ford Woodie for a very Southern California group build?

I bought a '30 Ford wagon and we call it a Woodie

(Surf City, here we come)

You know it's not very cherry, it's an oldie but a goodie





(Surf City, here we come)

Well, it ain't got a back seat or a rear window

But it still gets me where I wanna go

Build it your way - stock, custom, hot rod, rat rod, show rod. Chop, channel, engine swaps OK. Lots of inexpensive kits out there to choose from or build it from your parts box and scratch build a body. Doesn't even have to be a station wagon, build a woodie pickup or add *Town & Country*-style wood trim to a rat rod. There are no rules other than building a '28-'31 Model A Ford and showing some wood. Get creative!

Let's plan to display our group build woodies at the April 19 meeting. **FR**





STORM BEFORE GLORY


Richard Nicoletti checks in with a link to special acrylic rain effects on the Storm before Glory diorama. These photos from that blog post. Amazing work and am not exactly sure who the artist is or subject. Maybe you can figure it out here. Thanks Richard! *Ed.*

<https://imgur.com/gallery/0MJdC>





STORM BEFORE GLORY





BROOKHURST HOBBIES SPRUE FEST

Once again the Team at Brookhurst Hobbies led by Henry Tremblay was able to present their 2nd annual Sprue Fest model contest at the store located at 12188 Brookhurst Street, Garden Grove CA. The show held on January 19th, attracted 120 contestants and an amazing 551 models. For only their second show, Brookhurst is blowing out every other model club contest numbers by far. The attendance was enormous with spectators and modelers milling between the contest and store. From the size of the show I'm sure a larger area for next year is being considered, and if I had my way, a hamburger and hot dog cart with plenty of drinks.



Henry gets plenty of help with this Contest. From Stan Spooner creating the graphics and artwork for everything, to Jim Frye and Jim Wechsler running the contest and countless others helping out. Henry had all hands on deck at the shop as the discounted prices offered during the show created heavy sales. A large raffle with quality prizes was presented during the show with the table manned by Kevin Hjermsstad and Jake Holshuh which ran like a fine Swiss timepiece. No big raffle prize for me this year. The grand prize was a Grex Airbrush compressor and airbrush combo kit. What follows are some of your Editors favorites, at over 500 models I only scratched the surface here. Great job Brookhurst and can't wait for next year. **TH**



Most excellent awards given out for 1-2-3 place in each category.

Theme Award, Hitting the Beach





BROOKHURST HOBBIES SPRUE FEST



Model entries capably handled from L to R by Richard Nicoletti, John Stelik, and Pascal Zandt. Straightforward and flawless entry system by this Team.

No fireworks this year out in front of the shop. Last year the Chinese New Year celebrations in Garden Grove witnessed several strands of firecrackers going off in the parking lot and filling the contest room with smoke.



Kevin Hjermsstad mans the Raffle Table while Jim Stute waits for his tickets. You place your raffle tickets into buckets marked AIRCRAFT-ARMOR-GUNDAM-AUTO-and MISC. That way you have a chance to at least getting the type of model you would like.



BROOKHURST HOBBIES SPRUE FEST



Tamiya America well represented with their new releases. Battery powered car track setup for anyone wanting to run a car or two.



The new Ford GT from Tamiya was available at the shop for purchase. This fine example built by Mark Jones.



AFV Club was showing the new 1/48 U2A Dragon Lady, Sprue set and tape up. Beautiful kit.



BROOKHURST HOBBIES SPRUE FEST



The structure is the 1/87 Munster House by Moebius. Interesting diorama using the 1/24 Monogram cars from the TV show and movie, with a couple others thrown in. Nicely done but not sure on the concept of the mixed scale.

Massive German submarine diorama. Appears to be 1/48 scale guessing Trumpeter with added O Gauge rail dock unloading. *Photo by Mike Budzeika.*



Nicely done Monogram 1/48 Do-335 diorama. *Photo by Budzeika.*



BROOKHURST HOBBIES SPRUE FEST



“Heidi is really not amused.”
The result after the Panzer IV
crushes Heidi’s bike.

The well-built and painted
Tamiya 1/35 Tiran 5 by Sean
Fallesen.



Bear Guy's hitting the beach.



Amazing paint on these two.





BROOKHURST HOBBIES SPRUE FEST



Not 100% sure who the artist is
Hasegawa 1/32 Fw-190 D something.
Maybe Keith Mundt?

Interesting concept and excellent work on The
Engine Room with scrolling screen and rotating
fan.



Nicely done 1/48 B-25 depicting the Twilight Zone
episode King Nine Will Not Return.



Hasegawa 1/48 F-2A



BROOKHURST HOBBIES SPRUE FEST



Good auto turnout. This example the Tamiya 1/20 Tyrell P34 six-wheeler.

Wonderful AMT 1/25 GMC Pickup and snow plow.



Gorgeous finish on this MPC 1/24 1970 Pontiac G-T-O The Judge.



Race worn Audi R10 LeMans race winner.



BROOKHURST HOBBIES SPRUE FEST

Mark Jones presents another one of his scratch built Caterham Super Seven. Incredible work here. If there are any Tamiya kit pieces in there, I would be very surprised. Well done Mark.





BROOKHURST HOBBIES SPRUE FEST



The scratch built Crazy Horse Flat Bottom boat by Jeff Corder won for the Best Of Show.





Next Month –

War Eagles Air Museum

Photo essay by Jake Holshuh



And – For the Love of Airfix +

Water, Ore, Sweat and Fortune

Scratch built homestead cabin

by Terry Huber



Grand National Roadster Show

By Foster Rash

Rich Boyd and I recently attended the Grand National Roadster Show. Rich had scored some free passes, there were several buildings full of fine automobiles to ogle and my Haggerty card admitted us into their hospitality area for complimentary refreshments. Cheap thrills for a couple of Seniors! We went on Friday, the first day of the show, and crowds were relatively light. So it was possible to see and photograph the cars without much difficulty.



George Poteet's *3 Penny Roadster* won this year's America's Most Beautiful Roadster award. The highly detailed car has over 500 custom machined parts.

The Grand National Roadster Show began as a car show at the Oakland Exposition Building in 1949. Over the next seven decades, the Oakland Roadster show, now the Grand National Roadster Show, would become the greatest hot rod and custom car show in the world, and raise hot rods from hooligan status to an art form in the process.



Grand National Roadster Show

The show departed the Oakland Exposition Building in 1967 for other venues before moving to the Pomona Fairplex several years ago, where it seems to have found a permanent home.



Thunder rod, won AMBR in 1957

The roadsters have evolved from simple home-built cars to the incredible creations of professional builders like George Barris, Ed Roth and Chip Foose. Many of today's cars

may look like vintage Fords but they are not; every panel is a one-off custom fabrication with subtle, or radical, differences from what Henry produced. They are rolling works of art conceived by

automotive designers and created by highly skilled metal workers, upholsterers and painters. If you want to win the AMBR (America's Most Beautiful Roadster) 9-foot-plus-tall trophy, you better be ready to spend a million dollars or more. This year, there were 14 roadsters vying for the trophy

Steve and David Moal's hand crafted roadster is powered by a Corvette engine





Grand National Roadster Show



The '32 Ford roadster of Cory and Ashley Taulbert is powered by a flathead Ford with dual carburetors.

Gary Corkill's '32 Phaeton was designed by Chip Foose



Chad Adams' *Cool Hand Luke* '32 Ford is powered by a 312" Ford Y-block engine.



Dawn and Tim Kerrigan's '33 Ford
Timeless





Grand National Roadster Show



1924 Buick powered by a Buick "Straight Eight"

Tweety '32 Ford body is "channeled" over the frame to lower the height.



A rare Ardun-Ford engine powers this roadster

While roadsters were the focus of the show, there was also an abundance of custom cars, historical hot rods and race cars to look at. There were even a couple of unrestored "barn finds!" FR



Kettering Bug-Paper Model

By Murphs Models

Kettering Bug: an experimental, unmanned aerial torpedo, a forerunner of present-day cruise missiles. The prototype Bug delivered to the U.S. Army Signal Corps in 1918 near the end of the war.

Engine: 4 cylinder, 40-horsepower De Palma mass-produced by the Ford Motor Company for about \$40 each.

Fuselage: Constructed of wood laminates and papier-Mache.

Wings: Were made of cardboard.

Length: 12 ft 6 in.

Wingspan: 15 ft

Height: 7.7 ft

Loaded weight: 530 lb

Cruise Speed: 50 mph

Range: 75 miles



Launched using a dolly-and-track system, similar to the method used by the Wright Brothers in 1903. The Bug could fly at 50 mph. When arriving over its target a cam dropped down shutting the engine off, retracting the hold down bolts for the wings which fell off. Impact detonated the payload of 180 lb of explosives.

Paper Model build:

Model on Dolly & Track: Length: 9 in.

Height: 5 in.

Width: 4 1/2 in.

Kettering Bug: Length: 7 in.

Height: 2 in.

Wing Span: 7 in.

Thanks to Bob Penikas for the information and link. Ed.

<http://www.murphs-models.com/x-planes>



Tanks Again European Military Tour 2019

By Pascal Zandt

What makes our tours unique 2?

So, I mentioned in the last installment of what makes our trips unique six factors: 1. Unique, never to be repeated itineraries, 2. Tours designed for modelers, 3. Stops at hobby shops and manufacturers, 4. The opportunity to build a model while traveling on the bus, 5. Small groups, and finally a first -class coach with all the amenities to take us to every destination in full comfort. But here is another factor Flexibility. We can vote on options of things to do. So, for example, if you look at the 2017 trip itinerary, in addition to what was on the itinerary, we saw the following: Winston Churchill's War Rooms, The Imperial War Museum, The British Army Museum, The Albert and Victoria Museum, the British Museum in London. On the Isle of Wight, we took a ride on a steam train before heading to Portsmouth, where we also saw, though not on a tour, the HMS Victory.

For Fran, a wife of one of our guests, we arranged a personal one-on-one tour of Downton Abbey. In France, we saw several sites in the Normandy area that were distant parts of the overall landings, such as Longues sur Mer and the emplacements there. I convinced the guide at Saumur to let us climb aboard and into the Tiger I. And in Germany, we went to the German-Polish border to visit a small museum on the Seelow Heights, which is where the Soviet forces launched their final offensive towards Berlin.

I have a couple of thoughts on what we might add on our next trip, but I'm keeping that secret for now.

Prior to the trip through to the present I have been repeatedly asked three questions: 1. Why do you organize such trips? 2. Why are the trips for three weeks? 3. Why a military theme?

The first is the most important to me. As a child, my parents sent me to Europe almost every summer. They did so because they wanted me to get to know the family on both my mother's and my father's side, they wanted me to retain and practice my language skills, and finally, they thought it was the best form of education. I would travel to Europe alone or sometimes with my older sister, and every time I went, I had a blast. Upon my return, I would share stories of the things I had seen and done, but I could never really impart in words the excitement and thrill of what I did. So I guess I have always wanted to take people to Europe to share the experience. But the real catalyst was hearing of friends and acquaintances being diagnosed with illnesses or debilitating injuries, or those diagnosed with terminal cancer or the like. At that point, I determined not to go to my maker with a long list of "would haves", "should haves" or "could haves" and that I would do and see as much in my lifetime as I possibly could.

IPMS ORANGE COUNTY Newsletter

February 2019



Tanks Again European Military Tour 2019

Second, I know most people only get two weeks of vacation. When I originally conceived the trip in 2017 it started as a two-week trip. However, I realized that there were some people in our group who had never been to Europe and I felt might never go again, so I tried to include as many activities, both militarily and culturally, so that when they returned to their homes, they would have an unforgettable story to tell family and friends, modelers and non-modelers alike. And so, two weeks eventually morphed into three, or 19 days, as it takes two days of flying to get from the U.S. to Europe and back.

Third, like many of you reading this, I developed an interest in military history at a young age. I read about and build military subjects, and I am always on board when it comes to visiting military museums, battlefields, or sites. And so, it is a subject I am passionate about, and I can't think of a better way to enjoy it than together with like-minded enthusiasts. Which is why I challenge you to consider joining us on this trip.

If you are interested in history, particularly military history, if you enjoy modeling military subjects, then this trip is for you. You can call me on my cell with or send me an e-mail with questions. **PZ**

Tanks Again 2019 European Military Tour

A Unique Excursion for Armor Enthusiasts



May 18 - June 8, 2019

Join us on a one of a kind excursion geared towards armor enthusiasts and modelers. Includes: 4-star hotels, Buffet breakfasts, Private motorcoach with bathroom/kitchenette and full PA and video system, Guides through museums, Transfer to/from Warsaw/Brussels airports.

A total of 21 nights through Central Europe - Warsaw, Poznan, Berlin, Dresden, Prague, Munich, Neuschwanstein, Friedrichshafen, Full, Thun, Strasbourg, Sinnsheim, Koblenz, Cierveaux Castle, Ardennes area, Ypres, La Coupole, Brussels, Waterloo.

From....\$6,900 p.p. (double occupancy)

See bonus discounts of up to \$250 p.p. on complete program!!!

Group travel with a minimum ...20 participants



For more info please contact:



Pascal Zandt
714-588-2283
pascalzandt@hotmail.com





Club Meeting Candid Photos By Bob Penikas



I'm on summer vacation down under Mates. Drinking alot and checking out the Birds on the beach, if you know what I mean. I'll be back afta the Ohlidays people. Not to worry, I'll be insulting you sooner than you think! Carry on Bobby.




Club Meeting Candid Photos





Club Meeting Candid Photos



Contest Model Data Sheet

Model Name: US ARMY MACK CARGO TRUCK

Kit Manufacture: RPM

Scale: 1/72 Comments: THIS IS MY 1500TH COMPLETED MODEL IN MY COLLECTION



February 2019



Model Club Meetings in the SoCal Area

Latest Changes to the clubs always on top

Temecula Valley Model Club

Meets on the 2nd Saturday of every month

Kay Cenicerros Center (old location)

29995 Evans Road

Menifee, CA 92586

9:00 am till around 12:00

\$5 entry fee to offset room cost

Join afterwards at Pizza Factory Menifee if you wish

https://www.facebook.com/groups/515492695197122/?bookmark_t=group

ljapr@verizon.net

951-805-2541

~~~~~

### Pendleton AMPS

Meets on the 3<sup>rd</sup> Saturday of each month

The American Legion

La Mesa Post # 282

8118 University Ave.

La Mesa, Ca. 91944

Doors open at 11:00 a.m. to about whenever

\$5 dues which includes lunch

[ljapr@verizon.net](mailto:ljapr@verizon.net)

951-805-2541



### IPMS South Orange County

#### The Insane Modeling Posse

Meets on the 4<sup>th</sup> Saturday of each month

**THIS MONTH MEETING ON FEB 16**

Norman P. Murray Center

24932 Veterans Way

Mission Viejo, CA 92692

This is a great build session style meeting

8:00 am till 2:00 pm







## Model Club Meetings in the SoCal Area

### IPMS San Diego Model Car Club

Meets the 3<sup>rd</sup> Tuesday of each month  
San Diego Auto Museum / Balboa Park  
2080 Pan America Plaza  
San Diego, CA



### IPMS Orange County

Meets the 3<sup>rd</sup> Friday of each month  
La Quinta Inns & Suites  
3 Centerpointe Dr.  
La Palma, CA 90623  
Doors open at 7:00 p.m. till 10:00 p.m.  
Non-member fee \$7 First visit free.



### IPMS Inland Empire

Meets on the 1<sup>st</sup> Wednesday of each month  
Pegasus Hobbies  
5515 Moreno Street  
Montclair, CA 91763  
Doors open at 6:30 pm and go till about 9:00 pm  
There is no charge for first meeting then \$5

## INLAND EMPIRE IPMS

### Pasadena Scale Modelers Society

Meets on the 4<sup>th</sup> Friday of each month  
American Legion Hall  
179 N. Vinedo  
East Pasadena, CA  
Doors open 7:00 p.m.  
There is a \$5 donation at the meeting





## Model Club Meetings in the SoCal Area

### SoCal Amps

#### Armor Modeling Preservation Society

Meets the 2<sup>nd</sup> Saturday of each month

Frye Sign Company

12818 Nutwood St. Garden Grove CA

4:00 p.m. to around 9:00 p.m.

Bring some chairs. No-fee meeting



### Ship Modelers Association – SMA

Meets the 3<sup>rd</sup> Wednesday of each month

American Red Cross Building

1207 N. Lemon St. Fullerton, CA 92835

In Hillcrest Park 7:00 p.m.



### Sprue Cutters Model Club

#### Brookhurst Hobbies

Meets the 1<sup>st</sup> and 3<sup>rd</sup> Tuesday at 6:00 p.m.

Brookhurst Hobbies

12188 Brookhurst Street

Garden Grove, CA 92840

Phone: (714) 636-3580

No charge to attend

[info@brookhursthobbies.com](mailto:info@brookhursthobbies.com)



### IPMS San Diego

Meets the last Friday of each month at

Girl Scouts San Diego

1231 Upas St. San Diego, CA

Use Richmond St. entrance to Upas

Doors open at 6:30 p.m. till 10:00 p.m.

Adult first visit is free and then \$4.00







## Model Club Meetings in the SoCal Area

### Los Angeles Miniaturists Society

LAMS Meets the 1<sup>st</sup> Saturday of each month

Veterans of Foreign Wars building

1006 W. Magnolia Blvd.

Burbank, CA 91506

Meeting starts around 9:00 a.m. till 12:30

Frequent demonstrations. Nonmember \$5

*Los Angeles Miniaturists Society*

## Upcoming Events


### 2019 IPMS National Convention

### Chattanooga, Tennessee

### August 7-10, 2019

Looks like the website is up and running here at this link.

<http://www.ipmsusnationals.com/>





## Upcoming Events

## Contest Flyers

### Sunday March 3, 2019

Pasadena Modelers Society presents  
ValleyCon 2019

Pasadena Convention Center  
300 East Green Street  
Pasadena, CA 91101

9:00 am to 4:00 pm

**ENTRY FORM IN FLYERS**

### Saturday April 27, 2019

22<sup>nd</sup> Annual Doheny Wood  
All Woodie Car Show  
Doheny State Beach  
Dana Point CA

[www.solcalwoodies.com](http://www.solcalwoodies.com)

### Saturday April 27, 2019

IPMS Las Vegas presents  
Best of the West Model Show  
East Side Cannery Resort & Casino  
5255 Boulder Highway  
Las Vegas, NV 89122  
Probably 9:00 till 4:00 (not specified on flyer)

### Sunday April 28, 2019

Herb Deeks presents  
Rolls, Floats, and Flys Model Expo  
Howard Johnson Hotel  
222 W. Houston Avenue  
Fullerton, CA 92832  
9:00 am to 3:00 pm





# VALLEY CON 2019



Presented by Pasadena Modelers Society

## MODEL CONTEST, VENDORS, RAFFLE & AWARDS

### Date:

March 3, 2019

### Location

Pasadena Convention Center  
300 East Green Street,  
Pasadena, CA 91101

### Time:

9am-4pm  
Registration starts at 9:00am  
and closes at 12:00pm

### Awards:

1st, 2nd and 3rd place for all categories, Best of Show, Best Paint, Best Theme, and Best of Division (Aircraft, Armor, Automobiles, Figures, Ships, and Sci-Fi)

Plus: The Masters Division (all scales, all types by the Masters of our Hobby)

### Admission:

\$10\* Contestant & Spectator  
\$7 Students (with ID) & Seniors  
\$5 Children 7-12  
**FREE** Children Under 7 with attending paid adult

\*Includes 10 MODEL ENTRIES for participants (with exception of those entering Collections), \$1.00 per additional model entry

### Parking:

Parking: as provided by Convention center or Street Parking we have no stake in it.

Membership in Pasadena Modelers Society, or any Club, not required for participation in contest. For vendor information, contact George Creed at [pasadenamodeler@aol.com](mailto:pasadenamodeler@aol.com)

# IPMS ORANGE COUNTY Newsletter

## February 2019



## VALLEY CON 2019



Presented by Pasadena Modelers Society

## CONTEST CATEGORIES

Theme: 

### AIRCRAFT

1/72nd Scale Single Engine Prop  
1/72nd & 1/48th Scale Multi Engine Prop  
1/72nd Jets (single or multiple engine)  
1/48th Scale Single Engine Prop  
1/48th Scale Jets (single or multi engine)  
1/32nd Scale or Larger (all types)  
Bi-Planes (all scales)  
Rotary Wing (all scales)

### ARMOR

1/72nd Scale (all types)  
1/48th Scale (all types)  
1/35th Scale Tanks (WWI-WWII)  
1/35th Scale Tanks: Modern (after WWII)  
Artillery/Rockets (all scales, all eras)  
1/35th Scale Soft Skin

### AUTOMOTIVE

Hot Rods  
Low Riders  
Motorcycles (military & civilian)  
Competition Cars: Closed Wheels  
Competition Cars: Open Wheels  
Factory Stock  
Hollywood, Trucks & Misc.

### COLLECTIONS

(five or more closely related items)

### DIORAMA

Large Scale (vehicle and five figures)  
Vignette (vehicle and less than five figures)

### FIGURES

54mm & Smaller  
60mm & Larger

### JUNIOR

(all scales, all types, twelve years old or younger)

### SCIENCE FICTION

Star Wars  
Star Trek  
Real Space  
Creatures & Gundam & Robots & Figures  
All Other Sci Fi

### SHIPS

1/700th Scale & Smaller  
1/350th Scale & Larger  
1/144th and Larger  
Submarines (all scales)

### TRAINS

Dioramas or Modules (working and non-working, all scales)  
Static Display (all scales) Including Buildings/Structures

\*Categories subject to change or split





22nd Annual

# Doheny Wood



**All Woodie Car Show**  
Saturday - April 27, 2019 - Doheny State Beach  
8:00 a.m. to 3:00 p.m. Dana Point, CA • Over 150 Woodies Classics and Modified

Hosted By The  
Southern California  
Woodie Club

More info at [www.socalwoodies.com](http://www.socalwoodies.com)

Our Sponsors

Doheny Wood is presented by the largest Woodie organization in the world, Southern California Woodie Club. It is a wooden vehicle only event, presented April 26-28, 2019 at Doheny State Beach in Dana Point.

# IPMS ORANGE COUNTY Newsletter

## February 2019



**IPMS REGION-8 REGIONAL CONVENTION**



# **SATURDAY APRIL 27th, 2019**

**East Side Cannery Resort & Casino  
Las Vegas, Nevada 89122**

***The Biggest & Best Model Show in Nevada  
"Over 12,000 sq.ft. of models, vendors, exhibits & attractions!"***

**Dozens of Vendors  
offering new & vintage  
kits, & supplies.**

**Over 40 contest  
categories.**

**On-site food, free  
parking, minutes  
from the Vegas Strip.**

### **Contest & Show Admission**

**Adult Model Entry - \$10 for 3 model entries**

**(\$2 for each additional)**

**Junior (under 16) - Free (unlimited entries)**

### **General Show Admission**

**(Non-Contest Attendees)**

**\$3 Adults, \$5 Family**

**Children under 12, Active Military & First Responders**

**Free**

### **For Information**

**[www.ipmslv.org](http://www.ipmslv.org) or [ipmslv@aol.com](mailto:ipmslv@aol.com)**

### **Reservations**

**East Side Cannery**

**5255 Boulder Highway, Las Vegas, NV 89122**

**Phone: 866-999-4899**

**Room Reservation code -EIPMS**

**[www.eastsidecannery.com](http://www.eastsidecannery.com)**







**HERB DEEKS  
PRESENTS**

# **ROLLS FLOATS AND FLYS**



## **SUNDAY APRIL 28, 2019**

**EVENT HOURS: 9 AM TO 3 PM**

**HOWARD JOHNSON HOTEL**

**222 W. HOUSTON AVE FULLERTON, CA 92832**

**EVENT WILL BE HELD IN GRAND BALLROOM. HOWARD JOHNSON HOTEL IS LOCATED  
ONE BLOCK NORTH OF THE 91 FREEWAY OFF THE HARBOR BLVD EXIT.**

**ADMISSION:**

**ADULTS \$5, CHILDREN UNDER 12 FREE WITH ACCOMPANYING PAID ADMISSION ADULT**

**VISIT US ON FACEBOOK AND AT [WWW.ROLLSFLOATSANDFLYS.COM](http://WWW.ROLLSFLOATSANDFLYS.COM)**



**Request for Vendor Tables (please print)**

**ALL PAID TABLE RESERVATIONS MUST RECEIVED BY APRIL 13**

Returned checks are subject to a \$35 fee. NO TABLES SOLD DAY OF SHOW.

6 ft. tables are \$50 each, 8ft. tables are \$60 each. Maximum of 3 tables per vendor. Two (2) exhibitor passes issued with each vendor reservation. Please make a copy for yourself.

Name \_\_\_\_\_

Address \_\_\_\_\_ City \_\_\_\_\_ State \_\_\_\_\_ Zip \_\_\_\_\_

Phone \_\_\_\_\_ email (optional) \_\_\_\_\_

I have enclosed (total) \$ \_\_\_\_\_ requesting reservation for \_\_\_\_\_ 6 ft. table(s) \_\_\_\_\_ 8 ft. table(s)

Make checks or postal money orders payable to: Herb Deeks, 1516 E. Santa Ana St. Anaheim, CA 92805


For more information Call Herb @ 714-774-7326, wait for beep leave message between 8 am. And 9 pm.

This is a reservation request based on first come first served (by postmark).

A confirmation/contract will be mailed at a later date. Table assignments and vendor passes will be issued day of show.



# Detail & Scale



To learn more and order, visit  
[www.detailandscale.com](http://www.detailandscale.com)

## U. S. Navy F-14 Tomcats

Part 1: Atlantic Coast Squadrons  
Digital Colors & Markings Series Volume 1

- 480 pages
- 725 color photos
- 26 full color profiles
- 15 active Atlantic Fleet squadrons
- 2 Atlantic Fleet Reserve squadrons
- Prototypes and test aircraft
- Color schemes with paint diagrams

*"...this modern format...quantity and quality  
at a reasonable cost."  
~ Military Modeling Review*

**Available in Apple iBook and  
and Amazon Kindle format.**

**All of this for only  
\$12.99!**





# IPMS South Orange County Insane Modeling Posse



**Meets the 4<sup>th</sup> Saturday of each month.  
We are a build style meeting in a  
relaxed atmosphere located at The  
Norman P. Murray Community Center  
in Mission Viejo CA.**

**We have all types of modelers  
in our club with a wide array  
of subject matter. Anything is  
welcome. The Norman  
center is located at 24932  
Veterans Way, Mission Viejo  
CA. Doors open at 8:00 a.m.  
and go till about 2:00 p.m.**



**Plenty of restaurants in the area if you want to take a  
lunch break. If you wish to join, membership is \$10 a year  
with no meeting dues.**



**Find us on facebook at**

**<https://www.facebook.com/groups/667870720029825/>**

# The Aviation Historian®

The modern journal of classic aeroplanes and the history of flying

**A new independent quarterly, created with passion & precision,  
in compact format with clean design. Flying history for connoisseurs.**

Produced by experienced former *Aeroplane* magazine principals Nick Stroud and Mick Oakey, *The Aviation Historian* explores the less-trodden paths of military and civil aeronautical history from its beginnings to modern jets and the birth of spaceflight. No news; no events listings; just the most up-to-date historical research for aviation's true believers.



## WHAT THEY'RE SAYING ABOUT THE AVIATION HISTORIAN

"Production values are high, with the many illustrations crisply reproduced ... I wish this enterprise success." — Wg Cdr C.G. Jefford in *Royal Air Force Historical Society Journal*

"Beautifully produced and distinguished by paperback-book dimensions that give it a different feel to the usual run of newsstand magazines ... The writing is authoritative throughout ..." — *Pilot* magazine

"Invites you to have a 'conversation' with the topic matter and is lively and engaging ... research rich, factually dense and of academic value" — Minerva Miller, University Librarian at the University of London

"Authoritative in-depth articles ... all have impressive content ... this is a work of reference to keep. Highly recommended" — *NZ Aviation News*

■ 1-year subscription (4 issues) £44 UK, £53 Europe, £62 RoW ■ 132 pages ■ 245mm x 170mm ■ Perfect-bound

Want to know more? Visit our website: **www.theaviationhistorian.com**

☎ +44 (0)7572 237737 (mobile) ✉ TAH, PO Box 962, Horsham RH12 9PP, UK

REVERSE SIDE A classic 1950s photograph of BOAC Boeing Stratocruiser G-AKGM Castor (with an unidentified sister Strat in the background) outside the corporation's distinctive new maintenance hangar at Heathrow, designed by Sir Owen Williams and built during 1950–55.



## The Aviation Historian®

The modern journal of classic aeroplanes and the history of flying

### WAY OUT WEST

Test-flying the arsenal of democracy

