


IPMS ORANGE COUNTY

Newsletter – July 2018

Volume 26 # 7

Southern California's Premier Model Club



The President's Column

By David Frederick

"Colin Cantwell: Star Wars Original Modeler"



In This Issue


<i>Table of Contents</i>	<i>Page</i>
US Navy reference photo	4
Meeting Time and Place	5
Monthly Contest Themes	6
Financials	8
USA Membership	9
OC Membership Form	10
Vice President's Column	11
IPMS OC Contest Table	12
Modeler of the Year Points	13
Salvinos JR Models	18
OrangeCon Flyer	19
Water, Ore, Sweat and Fortune	21
EagleQuest 2018	51
Bob Penikas School of Thought	65
Rollin on a River....	66
Tanks Again Euro Tour 2019	79
Model Club Meetings in SoCal	80
Upcoming Events	84
Flyers	86

Colin Cantwell, is a little known model maker/designer for the Star Wars original series. Last month he had a small one hour presentation of the work of Star Wars in the early seventies. The presentation was held in Riverside, at Downtown Comics.

Colin has worked in the Hollywood film industry to help design space craft, set design, music scores for movie moguls like Stanley Kubrick and George Lucas to name a few. The video presentation showed the various forms that the X-Wing and Star Destroyers had to go through before final acceptance by George Lucas.



The President's Column



Here is the presentation at Downtown Comics in Riverside

The early version of the Millennium Falcon looked similar to space ship Eagle in the TV show Space: 1999. Lucas insisted on original concepts so that the movie would stand on its own. The Death Star concept was two bowls that were fastened together. The trench between the spheres was done so that it would be easy to match up.

Most of us now know that the trench was used to lead up to the climactic scene at the end of Star Wars.

Here we have the concept of the X-Wing and Starfighter.

Colin signing the Deathstar concept art.





The President's Column

LOOKING FOR A FEW GOOD MEN!

Open positions within the club. Please be aware that this is your club and we need your help to keep it going. The following positions will open January 2019.

Contest Chairman: Conducts the monthly meeting contest. Keep records and help get judges for monthly and OrangeCon events. Leads and coordinates the OrangeCon judging teams.

Chapter Secretary: Takes notes for executive council meetings. Publishes them for elected members. Responsible for badges printing and lamination (most of this work is done in the first quarter). Brings AV equipment.

Chapter Contact: Answers emails and promotes the club and its activities. *DF*

UP COMING EVENTS

Military Models Takom Model Contest July 22.


IPMS National Convention Phoenix Arizona August 1-4.

Raffle Czar Sneak peek of models for July Monthly raffle:

1. 1/48 Airplane: Kinetic Model Kits Harrier T2/T2A/T2N/T4/T4N/TB two seat trainer
2. 1/35 Armor: Tamiya German Tank Destroyer Jagdpanther Late Version
3. 1/350 Ship: Hobby Boss Russian Navy Alfa Class SSN
4. 1/24 Auto: Tamiya Mercedes AMG GT3 (If arrive in time for meeting)
5. Box Sci-Fi: Polar Lights Headless Horseman



US NAVY Reference Photo



I think I published this before. Camouflage paint scheme for the *TOP GUN* A-4M Skyhawk. Take that new Hobby Boss 1/48 A-4M kit to the next level people. I know what you are thinking, “Oh well, there goes all the hanging ordnance, and the gun”. Official illustration by David W. Aungst.

IPMS ORANGE COUNTY Newsletter

July 2018



Meeting Notice & Agenda

Date: July 20, 2018

Theme: *Something Canadian*

Doors Open: 7:00 p.m. or earlier

Meeting: 7:30 to 10:00 p.m.

Location: La Quinta Inn & Suites

3 Centerpointe Drive

La Palma, CA 90623

Right Off the 91 Fwy at Valley View



2018 Chapter Officers

President David Frederick

1st Vice President Sean Fallesen

2nd Vice President David O' Barr

Treasurer Jeff Hunter

Secretary *Open*

Contest Director Derek Collins

Volunteers

Chapter Contact *Open*

Newsletter Editor Terry Huber
(714) 544-8908
thuber1967@yahoo.com

Webmaster Julian English
julianenglish65@gmail.com

Mail IPMS Orange County
Club Website
www.ipmsoc.org
P.O. Box 913
Garden Grove, CA 92842
ocipms@aol.com



National Website
www.ipmsusa.org



Orange County Contest Themes for 2018

JANUARY 19th 2018 - IT'S ALL ABOUT THE FUN

Build a model of your favorite subject. Something you enjoy the most building.

FEBRUARY 16th 2018 – MADE IN AMERICA

Any subject (not necessarily the kit) that was manufactured in the good 'ole USA.

MARCH 16, 2018 – HASEGAWA VS AIRFIX

Who's the best? Build the best model you can from either company. Best Airfix Model and Best Hasegawa Model will receive an award.

APRIL 20, 2018 – SOMETHING RUSSIAN

Something Russian. Can be any subject, even real space,

MAY 18, 2018 – BUILD NIGHT

(No Monthly Contest in May, Build Night Only) Bring a kit to work on and have some fun with other club members building.

JUNE 15, 2018 – RED, WHITE OR BLUE

Any subject that is predominately one of these three colors or a combination of the three.

JULY 20, 2018 – SOMETHING CANADIAN

"Aa". Build something from our friend from the north.

AUGUST 17, 2018 - TWINS

Any subject whose major distinction is two of something, Twin boom aircraft, motorcycles, twin gunned A.F.V.s, two seater cars, catamarans, bi-planes.

SEPTEMBER 21, 2018 – NEW KIDS

Any model released (for the first time, no reissues) in the last 3 years.



Orange County Contest Themes for 2018

OCTOBER 19, 2018 – BUILD NIGHT

October - Build Night (No Monthly Contest in May, Build Night Only) Bring a kit to work on and have some fun with other club members building.

NOVEMBER 16, 2018 – MENG VS TAKOM

Who's the best? Build the best model you can from either company. Best Meng Model and Best Takom Model will receive an award.

DECEMBER 21, 2018 – ANY ITALIAN SUBJECT

Fresh hot Pizza given to the contest director may count too.😊😊😊



JANUARY 18, 2019 – TOPLESS MODELS

Open cockpit planes, Convertible cars, Open bridge ships, open top AFVs, motorcycles.

IPMS ORANGE COUNTY Newsletter


July 2018



From Our Treasurer

Financial Statistics for the meeting in June 2018

Admission		Distressed Kits	\$ 493.00
Members	22	Monthly Raffle	\$
Non-Members	8		
Juniors	0	Total Income	\$ 724.00
Paid in Full	6	Total Expenses	\$ 252.00
Guests	0	Profit / (Loss)	\$ 472.00
Total Attendance	36		
Memberships / Renewals		\$ in Checking	\$ 1995.28
Regular	0	\$ in Savings	\$ 6651.58
Youth	0	\$ in PayPal	\$ 88.66
Full Year	0	Total in Bank	\$ 8735.52 π



IPMS ORANGE COUNTY Newsletter

July 2018



IPMS / USA Membership

Membership is of great importance, both here at the level of the local chapter as well as the National level. As a long time member I can highly recommend the expenditure of the additional dollars to become a member of the national organization.

With membership come six copies of the IPMS Journal publication which is better than ever, and the right to participate at the IPMS National Convention contest. The subscription to the Journal alone is worth the cost of joining.

A copy of the membership application is below or available on our website, or at the IPMS / USA website address, www.ipmsusa.org. Complete the form and return it to the address listed at the bottom of the form along with your method of payment.

IPMS/USA MEMBERSHIP FORM

IPMS No.: _____ Name: _____
Address: _____ If Renewing _____ First _____ Middle _____ Last _____
City: _____ State: _____ Zip: _____
Phone: _____ E-mail: _____
Signature (required by P.O.) _____
Type of Membership ☐ Adult, 1 Year: \$30 ☐ Adult, 2 Years: \$58 ☐ Adult, 3 Years: \$86
☐ Junior (Under 18 Years) \$17 ☐ Family, 1 Year: \$35 (Adult + \$5, One Set Journals) How Many Cards? _____
☐ Canada & Mexico: \$35 ☐ Other / Foreign: \$38 (Surface) Checks must be drawn on a US bank or international money order
Payment Method: ☐ Check ☐ Money Order

Chapter Affiliation, (if any): _____

If Recommended by an IPMS Member, Please List His / Her Name and Member Number:

Name: _____ IPMS No.: _____

IPMS/USA

Join or Renew Online at: www.ipmsusa.org

PO Box 56023

St. Petersburg, FL 33732-6023



Find us on
Facebook



IPMS ORANGE COUNTY Newsletter

July 2018



Membership Renewal Form

Below is the new and improved Membership and Renewal form. Print this page, fill it out and bring it to the meeting. It is also available on-line at www.ipmsoc.org.



IPMSOC MEMBERSHIP APPLICATION

Print out and fill in this form completely and bring it to one of our monthly meetings, or mail it, with your payment to IPMS Orange County, P.O. Box 913, Garden Grove, CA 92842. Thank you.

Date: _____

Application for: ☐ New Membership ☐ Renewal

Name: _____

Address: _____

City: _____ State: _____ Zip: _____

Contact Info: Home phone: _____ Mobile: _____

Email: _____

Date of birth (optional): _____

List memberships you have in other clubs and organizations (e.g. IPMS/USA, AMPS)

What are you current modeling interests:

☐ Aircraft ☐ Armor ☐ Autos ☐ Ships ☐ Figures ☐ Sci-Fi ☐ Railroad

☐ Other: _____

What classification modeler are you currently:

☐ Novice ☐ Advanced ☐ Master ☐ Not sure

Your Signature: _____

(By signing, applicant agrees to abide by the rules and regulations detailed in the Constitution and Bylaws of IPMSOC)

Membership rates: All memberships are for the calendar year, January through December. Therefore, depending on when you join, the following pro-rated schedule will be used: \$22 (Jan - Mar), \$20 (Apr - Jun), \$15 (Jul - Sep), \$10 (Oct-Dec).

Note - There is also a members dues of \$5 when you attend a monthly meeting, that is not part of this membership fee.

IPMSOC staff only:

Membership approved _____/Date_____ Fees Paid _____/Date_____ Added to Roster _____/Date_____ Badge made _____/Date_____



Vice President's Column: July 2018 Program

By Sean Fallesen

We bring you the second installment of the exhibit & discussion of modeling consumables this month, focusing on the subject of fillers and abrasives.

There are lots of ways to fill gaps in our models. Many products allow you to fill holes. Sometimes you want to enlarge an area, add a bulge or thicken up an area that got sanded too thin, for example. We'll start by considering products and methods available to achieve these goals. Putties, primers, etc.

At the same time, we'll look at the sanding sticks, papers, grinding wheels, scrapers, and other tools and techniques to blend the added material into a smooth transition that will be invisible under paint. And just how fine do you need to get with the sanding before the scratches will disappear?

In addition to the tools and materials, I hope to hear from our members about what tricks and advise they've found useful. Grinding down a large glob of epoxy putty to re-shape a ship's bow (for example; yes, this is a task I am painfully familiar with...) is a very tedious and messy undertaking. Pointers on how to minimize the effort are a huge help. On the flip side, I recall hearing from several people that "in the old days" their preferred filler was simply toothpaste... I thought they were joking... (No. No, they weren't). Somewhat more durable (I think?) would be this mixture of aircraft dope and talcum powder I've heard about. ..

So come ready to talk it out; even bring a favorite or unusual product if you'd like to share. Hope to see you there! **SF**



IPMS OC Contest Table

By Derek Collins

Well,,, kind of a weak turnout for the contest last month in terms of numbers but never the less there was some great quality builds on the table. The Theme for this month is "Something Canadian" And don't forget to get started on your group build project. Meng has just released a Wartoons German U-boat for you ship builder guys.

I also want to remind everyone we are looking for a new Contest Director. If there is anyone of you who would like to take a hold of the rains of "Southern California's Premier Modeling Contest", OrangeCon please come and see me at the meeting. I will start showing you the simple tasks required to do so. December of this year will be my last as Contest Director.

SEE YOU ALL FRIDAY!!!

DC

Contest Entries and Results June 15, 2018

Theme: "Something Russian"

Total number of Modelers: 17

Total number of entries: 20

Masters Division

Keith Mundt	1/32	Nieuport 17_____	1 st , and Judges Choice
Joe LoMusio	1/35	Pz Kpfw. IV_____	2 nd
Steve Taylor	1/24	Lotus Super Seven II_____	3 rd
	1/48	POGO	
Bob Bolton	1/24	VW	
	1/24	Ice-T	
	1/24	Identity Crisis	

Advanced Division

Derek Collins	1/35	Czech Rail Road Fire Brigade VT-55_____	1 st and Theme Award
Julian English	1/72	F4U-1A Corsair_____	2 nd
Mark Deliduka	1/72	A-10 C Thunderbolt_____	3 rd
	1/72	Russian Gaz G-8 Aerosan	
	1/72	Russian T-80 UM-1	
	1/24	Monkie Mobile	
David Okamura	1/??	Spider-Man "Cubee"	
Jim Fleming	1/48	Aircobra P-39	
	1/72	Mig-3	
	1/72	Sukhoi-2	

IPMS ORANGE COUNTY Newsletter

July 2018



Modeler of the Year Points Standings:

2018	1Pt.	5 Pts.	4 Pts.	3 Pts.	2 Pts.	1 Pts.	
Name	Entering one or more models in the monthly IPMS OC contest	Winning Judges Choice award in the monthly IPMS OC contest	Winning Theme award in the monthly IPMS OC contest	Winning a 1st place award in the monthly IPMS OC contest	Winning a 2nd place award in the monthly IPMS OC contest	Winning a 3rd place award in the monthly IPMS OC contest	~Total~
Pat Ahle							0
Andre Alas							0
Elius Ali	1				2		3
Michael Apodaca	1						1
Tony Avalos							0
Michael Bare							0
Terry Baylor	1						1
Doug Browning							0
Ted Browning							0
Bob Bolton	4						4
Mike Boren							0
Mike Budzeika	2						2
George Canare							0
Chris Carl							0
Brian Casteel							0
Carlos Cisneros							0
Derek Collins (DNQ)	4		8	12			24
Kevin Collins	1						1
Colin Davis							0
Mark Deliduka	4					1	5
Mike DiCerbo							0
Tony Dominick							0
Craig Elliot							0
Julian English	5		4		4	2	15
Sean Fallesen	2					1	3
Jim Fleming	4						4
David P. Frederick	1						1
Jim Gardener							0
Jeff Geis							0

IPMS ORANGE COUNTY Newsletter

July 2018



Victoria Geis							0
Mark Glidden							0
David Goodwin	1						1
Dennis Henry							0
Cip Hernandez	1						1
Ron Herrador							0
Jake Holshuh	3						3
Terry Huber							0
Jeff Hunter	2		4				6
Sean Jenkins							0
David Jorquez	3		4	3	2		12
Maxx Kominsky							0
David Lombard	1						1
Joe Lomusio	4	15		3	4	1	27
Steven Lund							0
Dan Matthews	1		4	6		2	13
William Mansoor							0
Joe Mestrovich							0
JoAnne Morris							0
Keith Mundt	3	10		6	2		21
James Nunn							0
Richard Nicoletti							0
David O'Barr	3						3
David T. Okamura	1						1
Bruce Openshaw							0
Bob Penikas	3						3
Ken Pick	2						2
Darnell Pocinich							0
Foster Rash	3				2		5
Nat Richards							0
Owen Ryan	2						2
Dan Salas	2					1	3
Joseph St. Pierre							0
Richie Scanapico							0
Jason Sutton							0
Steve Taylor	2					1	3
Jim Teahan	4				2	1	7
Salvador Torres							0
Reed West							0
Daniel Wong							0

IPMS ORANGE COUNTY Newsletter

July 2018



Jaime Zamora							0
Bob Zmuda	1						1
Gordon Zuther	1				2		3

DNQ = Does Not Qualify

Contest Winners Photos

Photos by Bob Penikas

Master Division

1st Place and Judges Choice - 1/32 Nieuport 17 by Keith Mundt



2nd Place – 1/35 PzKpfw IV by Joe LoMusio





Contest Winners Photos


Master Division

3rd Place – 1/24 Lotus Super Seven II by Steve Taylor



Advanced Division

1st Place and Theme Award – 1/35 Czech railroad fire brigade VT-55





Contest Winners Photos

Advance Division

2nd Place – 1/72 F4U-1A Corsair by Julian English



3rd Place – 1/72 A-10C Thunderbolt by Mark Deliduka





NEWS FLASH from San Bernardino CA

I'm Jim Rogers, half of a new injection molded plastic model kit company Salvinos J R Models and we are releasing our first kit soon. Buddy Baker's 1980 Oldsmobile 442 in 1/25th scale. We are currently signing dealers as well as taking retail pre-orders for our kit and it occurred to us that we should introduce ourselves to IPMS clubs like yours.

We are not trying to sell to the clubs directly, we are just hoping that the clubs could share the attached flyer with their NASCAR builder members who then can ask their favorite local shop to carry it. The 128 piece kit will be produced in San Bernardino, and include Cartograf decals and you can see what our sample looks like on the attached flyer. We would greatly appreciate any help we can get from clubs to make this a success allowing us to make more and other kits.

Thank you for your time,

Jim Rogers



Salvinos J R Models

are proud to announce our first
LIMITED RELEASE

Buddy Baker's "GRAY GHOST"
1980 Winner
only \$39.95 + shipping

DEALER INQUIRIES WELCOME
www.salvinosjrmodels.com
contact Rick in dealer sales
(877) 244-4306 ext. 1

1/25th scale kit includes 128 injection molded
high quality polystyrene parts and
the **highest quality decals ever offered**
in a model kit

**made in
AMERICA**





ORANGECON

MODEL CONTEST & VENDOR FAIR

SATURDAY OCTOBER 13TH, 2018



Be a part of Southern California's largest exhibit of scale models of all types

Location: Pavilion at the University Conference Center
Cal State Fullerton University
800 North State College Blvd.
Fullerton, CA 92834
(State College & West Campus Dr.)

Schedule: Open To The Public 9:00 AM to 5:00 PM
Vendor Set-Up 8:00 AM to 9:00 AM
Model Registration 9:00 AM to 11:30 AM
Contest Room Closed 11:30 AM to 3:00 PM
Awards Presentation 3:30 PM to 5:00 PM

General Admission;
Adults 18 and up \$ 5.00
Young Adults 13-17 Free
Juniors 12 and under Free

Contest Admission;
Adults 18 and up (Includes first 3 models) \$10.00
Each Additional Model \$ 1.00
Young Adults 13-17 Free
Juniors 12 and under Free

For a complete list of contest rules, downloadable registration forms trophy sponsorship opportunities, and other information, please visit our website at: www.ipmsoc.org

For more information:

IPMS Orange County, P. O. Box 913, Garden Grove, CA 92842
web: www.ipmsoc.org • e-mail: ocipmstreasurer@gmail.com

*Don't just display your models...play with them too!
Check it out at Mini-Wars 2018, hosted by,*

The Historical Miniatures Gaming Society
In the same building, Saturday and Sunday.

Contest Theme Award for OrangeCon 2018

The Baby Boomer Years

Any subject that deals with events between 1946 and 1965

Here are just a few examples:

Major political events

The Berlin Blockade

Military interventions in Eastern Europe

The Korean War

Early Middle Eastern Conflicts

Project Mercury

Gemini Space Program

The Tonkin Gulf Incident

Civil Rights

X-Planes

Scientific Breakthroughs

Cobra, Jaguar, Testarossa

Cars with "TAIL FINS"

Sports

You get the idea...

IPMS ORANGE COUNTY Newsletter

July 2018



OrangeCon Vendor Table Reservation Information

Vendor tables are \$50 per table up to and including August 31, 2018. On and after September 1, 2018, all tables are \$60 each.

If you do not have access to the internet, fill out this form and mail it to IPMS Orange County, P.O. Box 913, Garden Grove, CA 92842. You will be mailed the information you need to rent vendor tables.

Name: _____

Business Name (if applicable): _____

Email: _____ Phone: _____

Address: _____

City: _____ State: _____ Zip: _____

Vendor Table Registration Instructions

If you are able to access the internet and can receive emails and print and send documents online:

1. Access the OrangeCon website www.ipmsoc.org to begin the Vendor Table Registration process.
2. At the OrangeCon tab, pull down to Vendor Information and Forms and read How to reserve at table at OrangeCon.
3. Print the Vendor Reservation Form and Vendor Contract. Read and fill the forms out.
4. Read the tab on BOE Form 410d, go to the website and print and fill the form out.
5. Pay for your table or tables online and email your completed documents to octreasurer@gmail.com.
6. Or you can mail all the documents and a check to the address below.
7. Once your payment, reservation form, contract and BOE form has been received, your table(s) will be reserved for you. Information you will need for the day of the show will then be sent to you.

Please mail this completed coupon to:

IPMS Orange County,
P.O. Box 913,
Garden Grove, CA 92842

SHIPS

1. Ships. 1/451 & Smaller (All types)
2. Ships. 1/450 – 1/145 (All types)
3. Submarines. 1/145 and Smaller (All types)
4. Ships and Submarines, 1/144 and Larger (All types)

GAMING MINIATURES

5. Gaming Miniatures (All Types, All Scales)

MILITARY VEHICLES

6. Allied Tanks/Assault Guns, Closed top, 1945 & Earlier (All types, 1/35 & larger)
7. Axis Tanks/Assault Guns, Closed Top, 1945 & Earlier (All types, 1/35 & larger)
8. Tanks/Assault Guns, Closed Top, 1945 & Later (All types, 1/35 & larger)
9. Artillery & Open Top Self-Propelled Guns (All Types, 1/35 & larger)
10. Wheeled, Half Track, Tracked, Armored Vehicles (1/35 & larger)
11. Wheeled, Half Track, Tracked, Un-Armored Vehicles (1/35 & larger)
12. Medium Scale Military Vehicles Allied (All types 1/36-1/50)
13. Medium Scale Military Vehicles Axis (All types 1/36-50)
14. Small Scale Military Vehicles (All types, 1/51 & smaller)

AUTOMOTIVE

15. Factory Stock & Replica Stock, Domestic & Foreign (All types 1/19-1/31)
16. Customs and Low Riders
17. Hot Rods and Street Machines
18. Competition Vehicles, Straight Line (All types, 1/19-1/31)
19. Competition Vehicles, Oval Track & Road Race (All types 1/19-1/31)
20. Miscellaneous Vehicles (All types & scales)
21. Motorcycles (All types & scales)

AIRCRAFT

22. 1/72 Small Prop (Single Engine)
23. 1/72 Medium Prop & Large Prop (Multi-Engine)
24. 1/72 Jet (All types)
25. 1/48 Small Prop (Single Engine)
26. 1/48 Medium Prop & Large Prop (Multi-Engine)
27. 1/48 Jet (All types)
28. Small Scale Aircraft (All types, 1/73 & smaller)
29. 1/32 Scale & Larger Props
30. 1/32 Scale & Larger Jets
31. 1/48 and Smaller Biplanes, Fabric & Rigged
32. 1/47 and Large Biplanes, Fabric & Rigged
33. Rotary Wings (All types and scales)

DIORAMAS

34. Vignettes, No more than five (5) figures and one (1) Vehicle.
144 sq. in. max
35. Military Dioramas (All types and scales)
36. Sci-Fi and Miscellaneous (All types and scales)

FIGURES

37. 79 mm & Smaller (All types)
38. 80 mm – 150 mm (All types)
39. 151 mm & Larger (All types)

SCI-FI & FANTASY

40. Sci-Fi/Fantasy Figures (Biologic Types, All scales)
41. Robotic, Mech & Gundam (Non-Biologic Types, All scales)
42. Sci-Fi/Fantasy & Real Spacecraft (All types & scales)

OTHER

43. Humor in Modeling (All types and scales)
44. Miscellaneous (Anything that doesn't fit elsewhere)
45. Collaborative Models (Built by more than one person)
46. Collections – five (5) or more subjects presented as one entry (All types & scales)

JUNIORS (Up to Age 12)

47. Junior (All Types & Scales)

YOUNG ADULTS (Ages 13 – 17)

48. Young Adult (All Types & Scales)

BEST OF AWARDS

- Best Aircraft
- Best Automotive Subject
- Best Diorama
- Best Figure
- Best Military Vehicle
- Best Sci-Fi/Fantasy
- Best Ship
- Best RAF Subject - Celebrating the Centenary of the RAF (Sponsored by Military Hobbies)

CONTEST THEME AWARD

"The Baby Boomers Years"

Any subject dealing with events from 1946 to 1965

BEST OF SHOW – Best Overall Model

For complete OrangeCon Contest Rules and Theme Award descriptions, please see our website at

www.ipmsoc.org



Water, Ore, Sweat and Fortune

An Adventure through Owens Valley, Cerro Gordo, Laws, and the Everett Hill Ranch of CA

Part One

By Terry Huber

The thought of spending three days in the Owens Valley of California, along with over 100 degree temperatures in June did not necessarily appeal to me too much when first brought up by my friend Pascal Zandt. I started to warm up to the idea, no pun intended, when I decided it would make a great article for the club newsletter and possible scratch built subjects. He offered to play tour guide to explore the early camps and towns of mining in and about the Owens Valley from Randsburg to Bishop CA. Convict Lake and Hot Creek were also visited up the US 395. I arrived at Pascal's house in Irvine at around 0515 on Friday morning to pack up into the Volkswagen diesel station wagon. Rugged transportation we would discover later on the trip. We were accompanied by Jenny K  epper, from Sweden, EMT, accomplished world traveler, and was also an exchange student at one time with Pascal's family since Tustin High School. Just so happens that Jenny's Aunt, Inga Belts lives in Bishop CA with Bill 'Dad' Belts. We would eventually end up in Bishop staying with Bill and Inga on Friday night at their lovely home.





Water, Ore, Sweat and Fortune

We set out and headed up and out of Orange County the usual route to get to the upper desert, I-15 through Cajon Pass, and up to Victorville, and then onto Barstow. Why you ask did we not get off at US 395 at Adelanto? Too much traffic now going up through the southernmost section of 395 from Adelanto to the four corners at Kramer lately. So we continued on Hwy 58 out of west Barstow towards Kramer Junction. Here we caught some Burlington Northern Santa Fe engines pulling a freight mix along 58. Lots of train action through here to four corners. All kinds of photo opportunity for train spotters' here.



Our first stop was in Randsburg. An early gold mining town where gold was discovered in 1895. The town is about 1 mile off of 395. It is worth the quick visit as we were to find out some great stories. We were there on Friday so not much was going on in town.



Water, Ore, Sweat and Fortune

Randsburg

This mining town is located a short distance off of US 395 just beyond Red Mountain and Johannesburg as you head north on 395. Gold and silver were king in this town from 1895-1933. The fortune was \$60,000,000 in gold and another \$25,000,000 later. The numbers vary because of un-reported claims as well. Remember, Gold was only \$20 an ounce in 1890. Most people around here say there is still plenty of minerals in that mountain behind the town including Tungsten. Nowadays it would cost way too much commercially to get it out and make a profit so only the locals make their own claims in certain locations.

Formerly called Rand Camp we are already at over 3,000 feet elevation and this fat body of mine can feel it as I walk around. We would not go below 3,000 feet for the rest of the trip. The town was pretty quiet on Friday when we were there so everything is locked up. Saturday and Sunday are the big days here for the tourists. We did manage to get a Sarsaparilla ice cream float made the old way at the General Store and grill. Original buildings on Butte Avenue still used as antique shops. The "Joint" is the only bar in town. Johnny Depp and his crew scouting for filming locations were thrown out for being loud and obnoxious after celebrating at the bar not too long ago.






Water, Ore, Sweat and Fortune



Here Pascal and Jenny enjoy the shade in front of the US Tire Shop. The temperature is reaching 89F at around 10:00 am.



Air-conditioned purveyors of liquid heaven, The Joint.



Butte Avenue has many interesting original buildings. A still life painter's dream, especially on Friday morning when no one is around.



IPMS ORANGE COUNTY Newsletter

July 2018



Water, Ore, Sweat and Fortune



We will later learn that several places, homes and business' have an old ore car as a yard decoration. These cars are all over the place up here on 395.





Water, Ore, Sweat and Fortune



The last two people to be arrested and placed in the old city jail in Randsburg were two women in 1967. As the story goes they were over at The Joint tippin' a few, conversation grew into disagreement, that led to an argument which led to a showdown and then they decided to settle things by a gun fight out front. Come to find out you cannot hit the broad side of a barn with a pistol, especially when you're impaired. No one was hit and when the bullets were expended, off to the jail they went.



IPMS ORANGE COUNTY Newsletter

July 2018



Water, Ore, Sweat and Fortune




This was our mode of transportation for the three days. A Dodge truck I think.



Not really we had Pascal's VW Diesel Station Wagon. The THULE rack on top is a required travelling pod. Rugged little German engineering for the dirt roads we later travelled on.

Inside the General Store and Grill.



Narrow gauge mine steam engine.





Water, Ore, Sweat and Fortune

This is a 5-stamp mill used to crush the mine ore. Randsburg boasted over 100 of these stamp mills in their heyday.



We headed out to our next destination up 395. We would be climbing up an eight mile dirt road to the mining town of Cerro Gordo above Keeler and Owens dry lake.



Water, Ore, Sweat and Fortune



As you travel up 395 you will see many of these magma cones where during volcanic eruptions the lava started to bulge up through the ground but eventually cooled before erupting. We passed by several lava flows as well. These were massive lava flows just by the sheer height and size of them.

One of the stops we made just outside of Keeler was the town cemetery, no longer in use of course.





Water, Ore, Sweat and Fortune



Most of the graves have lost their markings but it must have been a rough life for these settlers as most died in their fifties, which back then was considered old.





Water, Ore, Sweat and Fortune



By the size of these graves most likely they were children that passed on. The trees beyond the grave below is the town of Keeler which we would explore after coming down the hill from Cerro Gordo which was to be our next destination.

As we headed up the cutoff to Cerro Gordo we passed some of the Aerial Wire Rope Tramway cable system built by A. Leschen & Sons Rope Company of St. Louis MO.



Most of the wood structures built back then were made from Ponderosa Pine which have stood the test of time.

The ore was loaded into aerial buckets and sent by tram down

the hill from Cerro Gordo to be loaded onto barges at Keeler for the trip across Owens Lake in the latter part of the mines history.



Water, Ore, Sweat and Fortune



Off in the distance at left center here you can see one of several towers built to run the rope tramway up and down the hill. Also in one spot you can still see an ore bucket suspended in time on the cable when the tram was finally shut down. As if someone flipped the switch and said that's it. Up and down the grade up to Cerro Gordo are piles of the cable that were just tossed aside when they were no longer needed. Not much re-cycling going on back in the day.



Cerro Gordo

Here is a shot out of the window as we approach the mining town of Cerro Gordo. The eight mile dirt road up to the 9,000 foot elevation is in pretty good shape, no ruts or washouts.





Water, Ore, Sweat and Fortune



As we approach the main part of town we see the bunkhouse off to the left with a smelting furnace chimney made out of stone.

Not entirely sure but the stone structure at left appears to be a smelting furnace chimney.

*In 1867 newspapers in Virginia City NV were reporting that Mexican miners in the mountains between Owens Valley and the Panamint Valley had discovered silver ore

deposits. A Mexican by the name of Bernarda Arambula discovered some silver deposits in the unexplored Inyo Mountains above Owens Lake and named it Cerro Gordo or Fat Hill in Spanish. These reported stories sparked an interest in Cerro Gordo and several Mexican miners made their way up to the Fat Hill from Virginia City. Several lead deposits were also found in the region as well. In 1868 a man named Mortimer Belshaw and his associate Abner B. Elder heard stories about the ore and travelled from San Francisco to Cerro Gordo. There they found the area with several individual mines along with the Vasos that smelted the ore.





Water, Ore, Sweat and Fortune

As the miners tossed aside the rich lead bearing ore, Belshaw saw an opportunity and acquired a one third interest in the lead bearing ore. Eventually they were able to gain complete control over the mine. Smelters were built to extract the silver and lead from the rich galena ore. A toll road was built up the Yellow Grade to bring supplies up and teams of wagons to bring the ore down. A French Canadian named Remi Nadeau ran the supplies up and carried 83-pound silver and lead bars back down the mountain to Keeler and onto Los Angeles. The bars eventually were transported across Owens Lake by the steamer Bessie Brady and back to Los Angeles by Remi's mule train, and then loaded aboard the steamship Orizaba to San Francisco. Some people say that the mine in the Fat Hill actually helped build the city of Los Angeles into a major port and supplying the miners in the Inyo Mountains and elsewhere with equipment and supplies.

Falling prices of silver in the early part of the 20th century made the silver being extracted that much more expensive and interest waned. The actual population dropped to five men waiting for the next opportunity. The Great Western Ore and Reduction Company acquired the mines in 1905 and at this time Keeler became a focal point for setting up the team animals for moving the ore. Large teams of animals would haul the ore down that grade. It proved to be too steep in some sections for that to work efficiently.



Here an ore chute is placed above the road where the ore wagons one-at-a-time would be loaded from a ramp at the top of the chute from the ore of the many mines around the Yellow Grade, this one directly behind it straight into the hill.



Water, Ore, Sweat and Fortune

The Four Metals Company acquired the mine from Great Western and put in the Montgomery Tramway that helped move the ore but by this time the ore was depleted.

In 1910, a well-known miner named Louis D. Gordon from Nevada arrived on the scene and was interested in the zinc ore that were left as scraps. He directed the construction of the Leschen Tramway and Cerro Gordo boomed for the last time in zinc.



In the Assay Office a sign from one of the tram towers. The simple yet functional tram system worked on gravity on the downward slope which would allow the empty buckets to be pulled back up and return to the top.



A few other interested parties and companies tried to revive the mines and keep things going until the start of World War II. Then all unnecessary mining operations were halted unless they were needed for the war effort. The Army did investigate the Fat Hill for Zinc, but not much production was realized. The town was left to the "caretakers" that would watch over the dilapidated town hoping it could rise one more time. One caretaker couple would learn how to keep the town alive by making it a real ghost town. More on that in a while.*

* Some information from Images of America, Cerro Gordo, Cecile and Roger Vargo, Arcadia Publishing.



Water, Ore, Sweat and Fortune



You cannot miss the large two-story American Hotel in the main part of town. The lower floor was open but the top where the rooms are were closed. We were met by Bob who is the current caretaker. Bob and his crew have been actually watching over and maintaining this town for several decades

while also restoring several structures. After paying our \$10 tour fee we were allowed to roam pretty much wherever we wanted. Normally Bob would guide us but he was busy that day waiting for a delivery headed up the Yellow Grade. The Union Mine at the top of the hill was off limits.



Here Jenny waits to check you in to the Hotel while your author pours himself a shot at the hotel bar.

IPMS ORANGE COUNTY Newsletter

July 2018



Water, Ore, Sweat and Fortune



Looking from the other way the Hotel bar and dining area.

The Hotel kitchen directly adjacent to the dining and bar area towards the rear of the building.



The poker / card room to the right down at the end of the bar. Shotgun blast, bullet holes and blood on the floor mark the end of a bad hand.



Water, Ore, Sweat and Fortune



Right next to the Hotel, was the ice house. Plans are to restore this structure.

The patio of the Hotel. Some restoration on the patio in some areas, especially on the railings.



Some more restoration work done on the second floor.





Water, Ore, Sweat and Fortune



The cast iron heater in the dining area. Also a small tribute on the wall to Jody Stewart Patterson whom along with her Husband Mike Patterson ran the town and preserved what was left for many years starting in 1985. The idea was to promote the town as a real ghost town second only to Bodie CA which they had accomplished.





Water, Ore, Sweat and Fortune

Sean Patterson the son of Mike and Jody was the current owner while Bob and his crew maintain the town. Evidently the town was recently for sale and sold in June for over the \$925,000 asking price with several bidders. Bob has always said that he was the last to know these things as they happen. Oh well, he is still the caretaker.



Here Bob Desmarais discusses the current situation of the town while Pascal and Jenny listen in. Bob mentions that the town is actually in pretty good shape for its age and hopes to keep it alive as a real ghost town. Maybe the new owners will feel the same way too. If you go and visit, Bob always appreciates some bottled jugs of water.

IPMS ORANGE COUNTY Newsletter

July 2018



Water, Ore, Sweat and Fortune



Across the way from the Hotel the Church has been restored. It was locked up.

Down the way from the church is the bunkhouse which was recently restored. Still some work to go there.

Here Pascal and Jenny wander by a Dodge high-sided truck that seems to have been stopped in time and just left.



The bunkhouse has a brand new porch built out of that newfangled material that I cannot remember the name of. Never needs painting or refinishing.



Water, Ore, Sweat and Fortune



The kitchen, hallway and a couple of bedrooms in the bunkhouse. I believe you can actually stay here overnight. Check with Bob when you come up. Scary ghosts though. Probably pitch-black at night up here.





Water, Ore, Sweat and Fortune



The Union Mine at the upper end of town was off limits. There are several mines in the area with straight down and also horizontal entrances in them. You should stay out. Like this one on the uppermost part of town.

I believe this was the General Store run by Mortimer Belshaw's partner Victor Beaudry. Newly restored with that composite style deck out front.



IPMS ORANGE COUNTY Newsletter

July 2018



Water, Ore, Sweat and Fortune



I spotted this model on one of the tables in the store. Looks like someone was doing their own scratch building.

As we make our way up to the Assay Building I took this shot looking back towards the town. Right in the middle of the photo towards the rear was the Mine Superintendent Louis D. Gordon's home. Later the residence would be used by Jody Stewart and Mike Patterson.



The Assay Building, also the Paymaster Office, and Lola's Palace of Pleasure right next door. Miners were paid \$4 a day above ground and \$6 a day below in the mines.

IPMS ORANGE COUNTY Newsletter

July 2018



Water, Ore, Sweat and Fortune



Restoration work has been made on the Assay Building and appears as it would have been.

A pneumatic drill is positioned to show how it would have been setup in the mines.



Some of the crucibles and chemicals used to test the purity of the silver, lead, and zinc ore.

IPMS ORANGE COUNTY Newsletter

July 2018



Water, Ore, Sweat and Fortune

This was Mortimer Belshaw's home. He brought his Chef with him from San Francisco to Cerro Gordo who lived directly behind Mortimer's place. They both left with several million dollars of wealth from silver bars when the silver finally ran out. To the right is the Louis D. Gordon home.



From the top of the town looking northeast towards Death Valley.



Water, Ore, Sweat and Fortune



The General Store and the Montgomery tram terminal in the background. It seemed to take forever to get the Montgomery tram working as it was plagued with mechanical problems.

As we left Cerro Gordo we stopped and I got these shots of Owens Dry Lake. At the far right there is some water being let back in from the Owen's River now to stabilize the sandstorms and get the grass growing again in certain parts of the lake. Imagine if you could see nothing but blue water in this whole basin as the miners of Cerro Gordo did in the 1870's. Our next stop would be Keeler at the bottom of the Yellow Grade.





Water, Ore, Sweat and Fortune

Keeler



On the eastern shore of Owens Lake is Keeler. This town played a major part in the development of the mines as a staging area for teams of Remi Nadeau ore wagons hauling the ore from several mines in the area to Los Angeles. Later it was a shipping point across to the other side of the lake. It was also the terminus of the Carson & Colorado narrow gauge railroad that started up

in Mound House NV at the Carson River. The C&CR intended to head all the way to the Colorado River, thus the C&CR but this is as far as they got. As the C&CR ran along the east side of the Owens River, it was bringing people from all over into the Owens Valley.

Those C&CR narrow gauge (3-Feet between the rails) locomotives would have stopped here at the Keeler depot at the end of the line. This depot had



a large deck area for which to offload cargo and supplies. Here Pascal waits for one of those "Slim Princess" locomotives to take him north to Laws.



Water, Ore, Sweat and Fortune



Sometimes these old depots become homes for people at different times. This one may have been just that.

The Keeler Beach and Surf Club. At the far south side of the town was this beach and campground. At one time it must have been quite nice I imagine.



Right next to the beach campground was the pool. Here the pool house and admission building has seen better days.

IPMS ORANGE COUNTY Newsletter

July 2018



Water, Ore, Sweat and Fortune



Here the carbonite of soda works appear to still be operating today.

Another residence, appears to have been some kind of hotel.



Another home built from an old railroad passenger car.



A 300 foot wharf was built at Keeler to haul the ore of silver from Cerro Gordo across Owens Lake to Cartago by the Bessie Brady steamship. **TH** Part 2 next month, Laws and Everett Hill Ranch.



EagleQuest 2018

By Derek Collins

As many of you know I make the annual trek each year to Grapevine Texas for Squadron Products EagleQuest. This year was my 6th year going and the third year that I have driven to the show. As always it was and remains one of the best shows I attend each year. It is like no other with the exclamation point being placed on friends and having fun. It is a 100% peer judged show, all people's choice which makes it very unique. They hold a number of very interesting seminars each year at both the Squadron warehouse on Friday and at the host hotel on Saturday. They always have a world class speaker for Saturday. And the raffle is second to none starting with a \$1 raffle that runs throughout the day on Saturday and then a \$5 & \$10 raffle that are held during the awards ceremony on Saturday night. Also there is a \$20 raffle at the end of the awards ceremony that is for a chance to win 40% off at Squadron for 1 year. On Friday Squadron also opens up their warehouse to registered entrants of EagleQuest and gives them free run of the place with a 40% discount. They literally have shopping carts for you to use😊😊. If you ever want to experience a truly unique show this is the show to go to and I highly recommend you put it on your bucket list. It cost between \$45 - \$80 bucks per entry plus there is a fee for each model you enter into the contest. I have always gotten the \$80 ticket. With that I get free run of the warehouse on Friday at 40% off. I get to attend an open bar meet and greet on Friday night. Also included in that is the awards ceremony dinner and a free event T-Shirt. Yes it's more expensive than most shows but what other show gives you back so much? Also on a side note this trip give me the chance to eat at the best BBQ place I've ever eaten at in the Hard Eight BBQ in Coppell Texas. There is no place in California like it some of the best food in the Western United States. Anyhow I had a great time and I hope that next year I will see you there!! **DC**



EagleQuest 2018

Photos by Derek Collins



July 2018

EagleQuest 2018



Don't forget! Building
Diagrams & Pictures Required
Deadline: June 1, 2018 - 4:00pm
Sculptures, Dioramas, & Models
are eligible for special awards



"Say....my name is Tiger Too!"



SHAM ROCK
PAINTED WITH TAMAR
MORAL MATHS PAINTS
WITH THE SHAM ROCK TANK
Model Entry No. 11
Category Number 11
Model Entry No. 11


July 2018

EagleQuest 2018



July 2018

EagleQuest 2018



July 2018




EagleQuest 2018



Trail Leader
Model is a Mando Mando



EagleQuest 2018



July 2018

EagleQuest 2018



EagleQuest 2018



July 2018

EagleQuest 2018



EagleQuest 2018



July 2018

EagleQuest 2018




July 2018

EagleQuest 2018



July 2018

EagleQuest 2018





Bob Penikas' School of Thought

You have probably heard about the School of Rock? Well this is Bob's School of Thought. I'll let Bob explain as in "Up Shat Creek, without a paddle".



This phrase may have come from England's Haslar Creek in Portsmouth harbor, a 'salt' creek. (It may also be the origin of the alternative 'up shit creek'.) Wounded sailors during the time of Admiral Horatio Lord Nelson (1771–1805), were taken there to be transported to the Royal Naval Hospital in Haslar to die or recover. The ships moored up in the Solent and the wounded soldiers were transported up Haslar creek by tramline hence 'Up

the creek without a paddle'. They were held prisoner so that they would not desert while being treated, and some tried to escape by going through the sewers to the creek (another suggested origin of the alternative 'up shit creek'). Without a paddle this would be hopeless, hence the phrase 'up the creek (without a paddle)' to mean being trapped, stuck or in trouble. Some very obscure navy related jargon entered the popular culture of the seafaring peoples of the British Isles, and thus entered the English language. **BP**



This model was a free Internet download from <http://www.papermodelers.com/>

- ° Printed on Wausau Exact Vellum Bristol 67 lb and given a protective coat of Krylon acrylic gloss.
- ° Cardboard added to base.
- ° Testors gloss enamel applied to windows.
- ° Paddles made from glossy card stock mailer and painted with enamels.

The model was constructed taking no extra steps other than those mentioned.

Burnishing the planking edges and roof shingles prior to cut out would help enhance the model.



Rollin' on a River...and canals, harbors and fjords.

Part 1

By Foster Rash


My wife and I spent three weeks in June on a European vacation. It began with a Rhine River cruise from Basel to Amsterdam. We stayed in Amsterdam a few days before flying to Bergen, Norway and finished the trip with several days in Denmark. I agreed that on this trip I would not insist on visiting any battlefields or auto museums. What was I thinking? But as the trip unfolded, I became fascinated by the variety of vessels I saw. There was definitely some boat modeling inspiration developing.



The cruise ship *Viking Envi* was our home for a week's voyage down the Rhine from Basel to Amsterdam.

We went through five sets of locks in total. It was an eerie feeling being onboard a rapidly "sinking" ship as the water was drained from the lock.

The Rhine is a very busy commercial waterway with a lot of traffic. Intermixed are pleasure boaters, even kayaks! I asked the captain about collisions and he said they are rare, "But




it's like on the street, if you ride a bicycle, you better watch out for the trucks and busses!"

Riverboats carry a variety of bulk cargo.



July 2018

Rollin' on a River...



The pilot house on this container ship sets on a telescoping column that can be lowered to clear low bridges.



The paddlewheel excursion boat *Goethe* was built in 1913 and is the oldest vessel in regular commercial service on the Rhine.

lengthened. Its steam engines were recently replaced by diesel power but it is still propelled by paddlewheels. The next day we stopped in Cologne near the K-D Line docks. In the K-D Line

ticket office/gift shop I spotted a Revell Germany model of the *Goethe*.



Nijmegen, Netherlands. The Rhine begins to divide here and flows to Rotterdam. Our ship took the Waal River to a canal that went north to Amsterdam. I'm not sure if the present bridge at Nijmegen is the same one from WWII (A Bridge Too Far) but it looks like it.

July 2018



Rollin' on a River...



The Rhine in the Netherlands is muddy.

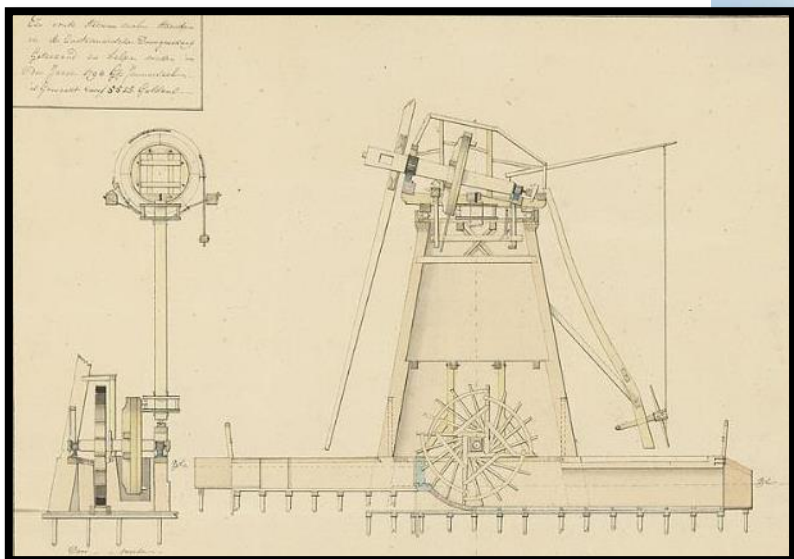
Dutch Windmills

This subject doesn't exactly fit with my boat theme, but windmills are an integral part of the Netherlands water management system that go back to the 14th century. I wasn't much into going to look at quaint little windmills but if you're a tourist in

Holland, that's what you do, right? Well the local tour guide was a retired mechanical engineer, a gearhead, who really got into the technology of hydraulic management. The Netherlands is basically a big estuary; about 18% of the country is covered by water and 25% of the country is below sea level. So the Dutch have been pumping out unwanted water for centuries.

We visited the windmills at Kinderdijk which were built in the 18th century and are still operational.

Diagram of the mechanical layout of a typical Dutch windmill



July 2018



Rollin' on a River...



Detail of upper cogwheel, kind of a wooden gear, and massive square-timber, vertical driveshaft

The driveshaft powers a waterwheel in the bottom of the mill which pushes the water out through a sluice. The water is stored in a pond and released into an adjacent stream at low tide.



Standing near this windmill, the turning blades roar like a freight train passing. These are impressively powerful machines!



Rollin' on a River...



Today most of the pumping at Kinderdijk is done by three massive Archimedes screws powered by diesel engines.



Amsterdam

The National Maritime Museum in Amsterdam occupies a structure built in 1656 which was the main stores warehouse of the Amsterdam Admiralty until 1973 when it was converted to a museum.

Collection of sailing ship figureheads at the National Maritime Museum



The replica of the *Amsterdam*, a large vessel of the Dutch East India Company, which sank in a storm in the English Channel in 1749, at the museum quay. The wreck of the ship was discovered in 1969 and the museum replica was completed in 1990.






Rollin' on a River...



School kids learning about life onboard the ship

The Dutch Navy developed a light, fast sailing vessel called a *yacht* for chasing pirates into shallow waters. The English spelling of the word is *yacht*. In the 17th century, the design became popular with men of means for pleasure boating and sport. It was customary for yacht builders to present a scale model of the vessel to the client. The museum has quite a collection of these models which depict the evolution of yacht design over several centuries. Most of the models ranged from 2-3 feet in length.

Leeboard design from the 1600s



Center board style

IPMS ORANGE COUNTY Newsletter

July 2018



Rollin' on a River...



Fixed keel design



The museum has a large collection of models depicting Dutch ship designs. The jars in the display case contain samples of many bulk products and were used to train inspectors in identifying cargo.



Icebreaker *Christiaan Brunings* was built in 1900 to keep Amsterdam's canals and harbor open.

Amsterdam Canal



IPMS ORANGE COUNTY Newsletter

July 2018



Rollin' on a River...

Norway

Bergen, Norway as seen from Mount Fløyen




Several tall ships in port offering dinner cruises and party tours of the fjord



We stayed at a B and B on this typically steep, narrow, old Bergen street near the harbor.



Traditional Scandinavian fishing boat



IPMS ORANGE COUNTY Newsletter

July 2018



Rollin' on a River...



Work boats in Bergen harbor



Bergen developed as a major trading center in the middle Ages. The principal Norwegian export was stockfish.

Stockfish is unsalted fish, usually cod, dried by cold air and wind on wooden racks. The dried fish has a storage life of several years. German merchants established themselves in Bergen in the middle Ages and traded grain and manufactured goods for dried fish.



Waterfall seen from the train between Bergen and Voss. We saw many such waterfalls in Norway.

The winding road to Gudvangen





Rollin' on a River...

We took a sightseeing ferry from Gudvangen up the Nærøyfjord to the Sognefjord. The Sognefjord is the longest of the Norwegian fjords (120 miles) and is a mile deep! After a short distance, our ship turned into the Aurlandsfjord.



On the Sognefjord



Entering the harbor at Flåm at the end of the Aurlandsfjord.

An excursion boat leaving the harbor, ferry in background had just arrived.

IPMS ORANGE COUNTY Newsletter

July 2018



Rollin' on a River...

Flåmsbana

The Flåmsbana (Flåm Railway) is a 12 mile long railway line that runs through the valley of Flåmsdalen between Flåm and Myrdal. It runs through rugged country with spectacular views. Construction of the line began in 1924 but it was not completed until 1940. The train climbs over 2,800 feet, passes through twenty tunnels and over one bridge. Because of its steep gradient and picturesque scenery, the Flåm Line is now almost exclusively ridden by tourists and is the third most popular tourist attraction in Norway.

The railway station at Flåm houses a small museum.



Velocipedes, some powered by motorcycle engines, were used by track workers.



Windscreen on this speeder was fabric over a metal tubing frame. Powered by a Swedish made, air cooled, 2-cylinder boxer engine



Rollin' on a River...



The Speeder looks like it could carry a couple of men and some tools



Speeder with enclosed bodywork



All aboard!



Isn't it good, Norwegian wood? The Flåmsbana coaches were nicely appointed.


July 2018



Rollin' on a River...



The train ride up the Flåmsdalen valley climbs over 2800.'



The Kjosfossen waterfall was one of the highlights of the train ride



When the train stopped for a photo-op at the falls, a *huldra* in red came out and started to dance while dramatic music played! In Norwegian folklore, a *huldra* is a seductive forest creature. **FR**

To be continued. Next month: Denmark



Tanks Again European Military Tour 2019

"Pascal Zandt, the guy who planned and led the Tanks-A-Lot European Military Tour in 2017 is at it again. A new trip is planned for 2019, and will be called, what else? Tanks Again European Military Tour 2019. This time the trip will begin in Warsaw, Poland on May 18th and end in Brussels, Belgium on June 8th. The theme is mostly tanks, and will include several museums and collections in the various countries. It will also include cultural sites and events as well. The group will be limited in size to 20 people and will travel again in a corporate coach, that's a fancy term for a really neat bus. This next trip will also include tank driving, a river cruise, and a tour of the fairytale castle built by the "Mad" King Ludwig of Bavaria. Stay tuned for more information in the next issue of this esteemed newsletter." **PZ**



Model Club Meetings in the SoCal Area

Latest Changes to the clubs always on top

Temecula Valley Model Club

Meets on the 2nd Saturday of every month

Kay Cenicerros Center (old location)

29995 Evans Road

Menifee, CA 92586

9:00 am till around 12:00

\$5 entry fee to offset room cost

Join afterwards at Pizza Factory Menifee if you wish

https://www.facebook.com/groups/515492695197122/?bookmark_t=group

ljapr@verizon.net

951-805-2541

~~~~~

### Pendleton AMPS

Meets on the 3<sup>rd</sup> Saturday of each month

The American Legion

La Mesa Post # 282

8118 University Ave.

La Mesa, Ca. 91944

Doors open at 11:00 a.m. to about whenever

\$5 dues which includes lunch

[ljapr@verizon.net](mailto:ljapr@verizon.net)

951-805-2541



### IPMS South Orange County

#### The Insane Modeling Posse

Meets on the 4<sup>th</sup> Saturday of each month

Norman P. Murray Center

24932 Veterans Way

Mission Viejo, CA 92692

This is a great build session style meeting

8:00 am till 2:00 pm





## Model Club Meetings in the SoCal Area

### Outcast Model Builders

(Formerly the Tamiya Model Club hosted by Richard Poulsen)

Meets: 2nd Friday of the month. 7:00 pm till whenever

Location: 1558 "C" South Anaheim Blvd., Anaheim, California. 92805

Contact: Derek Collins, derek\_collins68@msn.com

No dues, its FREEEEEEEEEE but donations are always welcome!!

### IPMS San Diego Model Car Club

Meets the 3<sup>rd</sup> Tuesday of each month  
San Diego Auto Museum / Balboa Park  
2080 Pan America Plaza  
San Diego, CA



### IPMS Orange County

Meets the 3<sup>rd</sup> Friday of each month  
La Quinta Inns & Suites  
3 Centerpointe Dr.  
La Palma, CA 90623  
Doors open at 7:00 p.m. till 10:00 p.m.  
Non-member fee \$7 First visit free.




### IPMS Inland Empire

Meets on the 1<sup>st</sup> Wednesday of each month  
Pegasus Hobbies  
5515 Moreno Street  
Montclair, CA 91763  
Doors open at 6:30 pm and go till about 9:00 pm  
There is no charge for first meeting then \$5

INLAND EMPIRE IPMS





## Model Club Meetings in the SoCal Area

### Pasadena Scale Modelers Society

Meets on the 4<sup>th</sup> Friday of each month  
American Legion Hall  
179 N. Vinedo  
East Pasadena, CA  
Doors open 7:00 p.m.  
There is a \$5 donation at the meeting



### SoCal Amps

#### Armor Modeling Preservation Society

Meets the 2<sup>nd</sup> Saturday of each month  
Frye Sign Company  
12818 Nutwood St. Garden Grove CA  
4:00 p.m. to around 9:00 p.m.  
Bring some chairs. No-fee meeting



### Ship Modelers Association – SMA

Meets the 3<sup>rd</sup> Wednesday of each month  
American Red Cross Building  
1207 N. Lemon St. Fullerton, CA 92835  
In Hillcrest Park 7:00 p.m.



### Sprue Cutters Model Club

#### Brookhurst Hobbies

Meets the 1<sup>st</sup> and 3<sup>rd</sup> Tuesday at 6:00 p.m.  
Brookhurst Hobbies  
12188 Brookhurst Street  
Garden Grove, CA 92840  
Phone: (714) 636-3580  
No charge to attend  
[info@brookhursthobbies.com](mailto:info@brookhursthobbies.com)





## Model Club Meetings in the SoCal Area

### IPMS San Diego

Meets the last Friday of each month at  
Girl Scouts San Diego  
1231 Upas St. San Diego, CA  
Use Richmond St. entrance to Upas  
Doors open at 6:30 p.m. till 10:00 p.m.  
Adult first visit is free and then \$4.00




### Los Angeles Miniaturists Society

LAMS Meets the 1<sup>st</sup> Saturday of each month  
Veterans of Foreign Wars building  
1006 W. Magnolia Blvd.  
Burbank, CA 91506  
Meeting starts around 9:00 a.m. till 12:30  
Frequent demonstrations. Nonmember \$5

*Los Angeles Miniaturists Society*



## July 2018



### Upcoming Events

#### 2018 IPMS National Convention

#### IPMS Phoenix Craig Hewitt Chapter

Looks like the website is up and running here at this link.

<http://www.ipmsusanationals2018.org/>



BUILD IT. BRING IT. SHOW IT.

### IT'S SHOWTIME!

#### 2018 IPMS/USA National Convention

August 1-4, 2018 ♦ Phoenix, AZ

[www.ipmsusanationals2018.org](http://www.ipmsusanationals2018.org)

E-mail: [info@ipmsusanationals2018.org](mailto:info@ipmsusanationals2018.org)

### Sunday July 22, 2018

Military Hobbies presents the  
First Occasional TAKOM Contest

830 East Lincoln Avenue

Orange, CA 92865

Registration: Noon till 1:30 pm

Contest Judging: 1:45 till 2:30 pm

Awards: 3:00 pm.

Free to enter, must be TAKOM only, lots of fun.



### Saturday August 25, 2018

IPMS Fresno Scale Modelers Contest and Show

Fresno City College – Cafeteria / Student Lounge

1101 E. University Ave.

Fresno, CA 93704

9:00 a.m. to 4:00 p.m.

Registration closed 12:30

[scottgist@sbcglobal.net](mailto:scottgist@sbcglobal.net)



### Upcoming Events

#### Saturday September 9, 2018

2018 Boots and Bonnets  
Annual All MG Car Show  
Automobile Driving Museum  
610 Lairport Street  
El Segundo, CA 90245  
9:00 am till 2 pm  
Free entry to car show



#### Saturday September 30, 2018

Herb Deeks presents  
Scale Hobby Enthusiasts Marketplace  
Howard Johnsons Hotel  
222 West Houston Avenue  
Fullerton, CA 92832  
9:00 a.m. to 3 p.m.  
\$5 entry, kids 12 and under FREE with the big kid

***SCALE HOBBY ENTHUSIASTS  
MARKETPLACE***





**Military Hobbies**

presents the



# **First Occasional Takom Model Contest**

## **Sunday, July 22nd, 2018**

Contest Registration:

Noon - 1:30pm

Contest Categories:

Contest Judging:

1:45pm - 2:30pm

Awards Presentation:

3:00pm

- ♦ Artillery
- ♦ Military Vehicles 1935 & Earlier
- ♦ Military Vehicles 1936 to 1946
- ♦ Military Vehicles 1946 to 2018

### **The Rules:**

- ♦ All Entries must be built from Takom produced kits. No other manufacturer's models are eligible to enter.
- ♦ Aftermarket parts and/or decals may be used.
- ♦ There is no cost to enter.
- ♦ Judging will be done using IPMS/USA standards.
- ♦ All Judges decisions are final.
- ♦ Contest Entry Forms will be available at the shop.

Military Hobbies reserves the right to add additional categories or awards at any time.

### **Awards:**

- ♦ Awards will be given to First, Second and Third places.
- ♦ Each Award will consist of a custom certificate and a Store Credit Voucher.
- ♦ Best of Show Award will also be awarded.

# **MILITARY HOBBIES**

830 East Lincoln Avenue, Orange, California 92865

# HISTORICAL CALIFORNIA



## Model Contest and Show

Brought to you by IPMS Fresno Scale Modelers  
and Fresno City College Computer Aided  
Drafting and Design Department

### Aug 25th, 2018



- |                                                                                       |                                                               |
|---------------------------------------------------------------------------------------|---------------------------------------------------------------|
| 001 Single Eng. Prop A/C 1/72<br>*radial engine vs jet engine                         | 026 Auto Customs All (Non-Low Rider) All Scales               |
| 002 Multi Eng. Prop A/C 1/72                                                          | 027 Auto Competition, Open Wheel All Scales                   |
| 003 Single Eng. Prop A/C 1/48 Allied                                                  | 028 Auto Competition, Closed Wheel All Scales                 |
| 004 Single Eng. Prop A/C 1/48 Axis                                                    | 029 Auto Custom Low Riders All Scales                         |
| 005 Multi Eng. Prop A/C 1/48                                                          | 030 Auto Tuners All Scales                                    |
| 006 Single Eng. Jet A/C 1/72                                                          | 031 Auto Street Rods All Scales                               |
| 007 Multi Eng. Jet A/C 1/72                                                           | 032 Motorcycles All Scales                                    |
| 008 Single Eng. Jet A/C 1/48                                                          | 033 Space Vehicles Fictional All Scales                       |
| 009 Multi Eng. Jet A/C 1/48                                                           | 034 Space Vehicles Real, and Missles                          |
| 010 Jet & Rocket A/C 1/32 and Larger<br>*pre 1960 vs Post 1960                        | 035 Figures Historical All Scales                             |
| 011 Prop A/C 1/32 and Larger. All types                                               | 036 Figures Fantasy and Fiction All Scales                    |
| 012a Jet Single Eng. A/C 1/144 and Smaller                                            | 037 Railroad Vehicles and Railroad Guns All Scales            |
| 012b Jet Multi Eng. A/C 1/144 and Smaller                                             | 038 Dioramas All Types All Scales                             |
| 012c Prop A/C 1/144 and Smaller                                                       | 039 Hypothetical Vehicles All Types All Scales                |
| 013 Biplanes/Fabric & Rigging All Scales                                              | 040a Collections All Types All Scales (5 or More Models)      |
| 014 Rotary Winged A/C All Scales                                                      | 040b Triathlon (Models from Three Different Categories)       |
| 015 Airliners (Non-Military) All Scales                                               | 040c 3d Printed Models All Types All Scales                   |
| 016 Racers, General Aviation, All Scales                                              | 041 Out of Box All Types All Scales                           |
| 017 Armor Vehicle 1/35 and Larger. Pre-1945 Allied                                    | 042 Unfinished/Works in Progress All Types All Scales         |
| 018 Armor Vehicle 1/35 and Larger Pre-1945 Axis                                       | 043 Paper Scale Models All Types All Scales                   |
| 019 Armor Vehicle 1/35 and Larger Post 1945                                           | 044 Miscellaneous (Other than Paper, i.e. Wood, Heart, etc)   |
| 020 Armor Vehicles and Soft Skin Military<br>Vehicles 1/48 and Smaller                | 045 Egg Nation (Egg Kits) All Types All Scales                |
| 021 Soft Skin Military Vehicles 1/35 and Larger<br>*Armor Cars & Half Track vs Trucks | 046 GUNDAM All Types All Scales                               |
| 022 Towed Artillery All Scales                                                        | 047 Junior (13-17) Aircraft All Types All Scales              |
| 023 Watercraft/Ships All Scales, All Types                                            | 048 Junior (13-17) Automotive All Types All Scales            |
| 024 Submersibles All Scales                                                           | 049 Junior (13-17) Watercraft All Types All Scales            |
| 025 Auto, Stock All Scales                                                            | 050 Junior (13-17) Military Vehicles All Types All Scales     |
|                                                                                       | 051 Junior (13-17) Miscellaneous All Types All Scales         |
|                                                                                       | 052 Youth (12 and Younger) Aircraft All Types All Scales      |
|                                                                                       | 053 Youth (12 and Younger) Automotive All Types All Scales    |
|                                                                                       | 054 Youth (12 and Younger) Watercraft All Types All Scales    |
|                                                                                       | 055 Youth (12 and Younger) Military Veh. All Types All Scales |
|                                                                                       | 056 Youth (12 and Younger) Miscellaneous All Types All Scales |



Find us on Facebook  
IPMS/Fresno Scale Modelers





# HISTORICAL CALIFORNIA

## MODEL CONTEST AND SHOW SATURDAY, AUGUST 25TH 2018

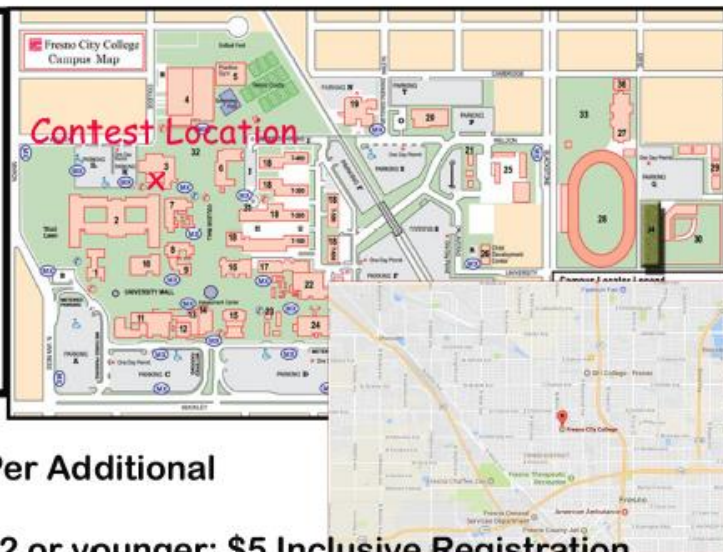


FRESNO CITY COLLEGE  
(CAFETERIA/STUDENT LOUNGE)  
1101 E. UNIVERSITY AVE.  
FRESNO, CA 93704



### TIMES

9:00 AM Doors Open  
11:00 AM 1st Raffle  
12:30 PM Registration Closes  
and Judges Meeting  
1:00 PM Judging Begins  
2:00 PM 2nd Raffle  
3:30 PM Awards Ceremony



### FEES \$\$\$

Adult: \$10 Registration Plus \$1 Per Additional Model Entered

Juniors 12-17 and Sub-Juniors 12 or younger: \$5 Inclusive Registration

(All Models Per Modeler)

Spectators: Free

### Points of Contact:

Contest Director: Scott Gist  
Email: [Scottgist@sbcglobal.net](mailto:Scottgist@sbcglobal.net)

Contest/Vendor Coordinator:  
Domenic Ortiz  
[dom.ortiz@fresnodiscoverycenter.org](mailto:dom.ortiz@fresnodiscoverycenter.org)

Sponsors are a big part of putting on a show such as this. The IPMS/Fresno Scale Modelers welcomes any and all sponsors.

#### GENERAL RULES

1. IPMS/USA rules and criteria will be used for this contest. However no model may be handled by the judges. Model placement will be handled by the builder only. IPMS/Fresno invites members of other chapters to participate by joining our judging teams.
2. The contest director will make the final ruling on all disputes during the contest and may split or combine categories based on the number and nature of the entries.
3. No model that has won an award at an IPMS National Convention is eligible, nor are any models that were entered in any Region IX Regional prior to Aug 2018. IPMS/Fresno appreciates the honor system, and hopes participants will as well.
4. IPMS/Fresno asks that all contestants keep away from judging teams during the course of judging to ensure impartiality. Interference with judging teams by the contestants will be handled per IPMS/USA rules, and could render the offender's models ineligible for award consideration.
5. All work done on model entries must be done by the entrant.
6. All contestants must have fun, otherwise they aren't doing this right!





# IPMS ORANGE COUNTY Newsletter

## July 2018



### 2018 BOOTS & BONNETS ANNUAL ALL MG CAR SHOW

SUNDAY, SEPTEMBER 9, 2018 9AM-2PM



610 LAIRPORT STREET  
EL SEGUNDO, CA 90245



- Goodie Bags
- Dash Plaques
- Trophies for all Classes
- Admission To Car Show Free to the Public
- All MG Owners Welcome

- Food and Drinks available at Ice Cream Station in the Museum, and at local eateries.

**Museum Admission separate from Car Show:**

- \$10 per Adult
- \$5 Children 11-17
- Children 10 & under FREE

For event and club info, go to:  
[www.SoCalMGClub.org](http://www.SoCalMGClub.org).

For museum info, go to:  
[www.AutomobileDrivingMuseum.org](http://www.AutomobileDrivingMuseum.org)






**HERB DEEKS**

**PRESENTS**

# ***SCALE HOBBY ENTHUSIASTS' MARKETPLACE***

***A RECURRING GATHERING OF SCALE MODELERS AND VENDORS FEATURING  
THOUSANDS OF MODEL KITS AND RELATED ITEMS FOR SALE UNDER ONE ROOF***



## ***SUNDAY SEPTEMBER 30, 2018***

***EVENT HOURS: 9 AM TO 3 PM***

***@***

***HOWARD JOHNSONS HOTEL***

***222 W. HOUSTON AVE FULLERTON, CA 92832***

***EVENT WILL BE HELD IN GRAND BALLROOM. HOWARD JOHNSON HOTEL IS LOCATED ONE  
BLOCK NORTH OF THE 91 FREEWAY OFF HARBOR BLVD. USE W. HOUSTON ENTRANCE AT CORNER  
LOCATION OF SHELL GAS STATION. USE ENTRANCE AT MAIN LOBBY EAST SIDE***

### ***ADMISSION:***

***ADULTS \$5, CHILDREN UNDER 12 FREE WITH ACCOMPANYING PAID ADMISSION ADULT***

Request for Vendor Tables (please print)

ALL PAID TABLE RESERVATIONS MUST BE RECEIVED BY SEPTEMBER 13

Returned checks are subject to a \$35 fee. No tables will be sold day of show.

6 ft. tables are \$50 each, 8ft. tables are \$60 each. Maximum of 3 tables per vendor. Two (2) exhibitor passes issued with each vendor reservation. Please make a copy for yourself

Name \_\_\_\_\_

Address \_\_\_\_\_ City \_\_\_\_\_ State \_\_\_\_\_ Zip \_\_\_\_\_

Phone \_\_\_\_\_ email (optional) \_\_\_\_\_


I have enclosed (total) \$ \_\_\_\_\_ requesting reservation for \_\_\_\_\_ 6 ft. table(s) \_\_\_\_\_ 8 ft. table(s)

Make checks or postal money orders payable to: Herb Deeks, 1516 E. Santa Ana St. Anaheim, CA 92805

For more information Call Herb @ 714-774-7326, wait for beep leave message between 8 am. And 9 pm.

This is a reservation request based on first come first served (by postmark). A confirmation/contract will be mailed to vendor upon receipt of payment. Table assignments and vendor passes will be issued.





To learn more and order, visit  
[www.detailandscale.com](http://www.detailandscale.com)

### **U. S. Navy F-14 Tomcats**

**Part 1: Atlantic Coast Squadrons**  
**Digital Colors & Markings Series Volume 1**

- **480 pages**
- **725 color photos**
- **26 full color profiles**
- **15 active Atlantic Fleet squadrons**
- **2 Atlantic Fleet Reserve squadrons**
- **Prototypes and test aircraft**
- **Color schemes with paint diagrams**

*"...this modern format...quantity and quality  
at a reasonable cost."*

*~ Military Modeling Review*







**Available in Apple iBook and  
and Amazon Kindle format.**

**All of this for only  
\$9.99!**





## BERT KINZEY'S DETAIL & SCALE DIGITAL PUBLICATIONS



## THE BENEFITS OF DIGITAL PUBLICATIONS

- » No "print restrictions" on number of pages or amount of color
- » More information on developmental & operational history
- » More full color artwork and aircraft profiles than ever before
- » All photos "enlargable" and not restricted as in print books
- » More detail photos than is possible in printed books, allowing  
The most comprehensive detail photo galleries ever!

**All of this for only \$9.99!**

Visit us at our Website: [www.detailandscale.com](http://www.detailandscale.com)

Like us on Facebook: [www.facebook.com/milavnarc](http://www.facebook.com/milavnarc)

# IPMS ORANGE COUNTY Newsletter

## July 2018



## IPMS ORANGE COUNTY

### Southern California's Premier Model Club

The Orange County Chapter of the International Plastic Modeler's Society meets every month, usually on the third Friday of every month. The doors open at 7:00pm and the meeting begins at 7:30pm and typically ends about 10:00pm.

Everyone is invited to attend. The meetings are open to both members and non-members.

### Our monthly meetings are held at:

La Quinta Inn and Suites  
3 Centerpointe Ave, La Palma, CA  
(Orangethorpe and Valley View) Exit at  
Valley View from either 91 or 5 Freeway

**Admission: Members \$5.00 / Non-Members \$7.00**

**For Additional Information Visit Our Website:**

**[www.ipmsoc.org](http://www.ipmsoc.org)**



### Our Meetings Feature:

- Programs of interest to modelers of all skill levels and interests.
- Hands-on seminars and How To Programs
- Contest with Junior, Novice, Advanced and Master Divisions
- Show & Tell - New kits, references and modeling product reviews
- Announcements of Coming Modeling Events
- Special Events and Speakers
- Vendor Tables are available at no additional cost
- Friendly, Helpful People
- Visitors are very welcome!

## 2018 MEETINGS & THEMES

### JANUARY 19<sup>th</sup> 2018 - *IT'S ALL ABOUT THE FUN*

Build a model of your favorite subject. Something you enjoy the most building.

### FEBRUARY 16<sup>th</sup> 2018 - *MADE IN AMERICA*

Any subject (not necessarily the kit) that was manufactured in the good ol' USA.

### MARCH 16<sup>th</sup> 2018 - *HASEGAWA VS AIRFIX*

Who's the best? Build the best model you can from either company. Best Airfix Model and Best Hasegawa Model will receive an award.

### APRIL 20<sup>th</sup> 2018 - *SOMETHING RUSSIAN*

Something Russian. Can be any subject, even real space.

### MAY 18<sup>th</sup> 2018 - *\*\*BUILD NIGHT\*\**

(No Monthly Contest this month, Build Night Only) Bring a kit to work on and have some fun with other club members building.

### JUNE 15<sup>th</sup> 2018 - *RED, WHITE OR BLUE*

Any subject that is predominantly one of these three colors or a combination of the three.

### JULY 20<sup>th</sup> 2018 - *SOMETHING CANADIAN*

"Aa". Build something from our friend from the north.

### AUGUST 17<sup>th</sup> 2018 - *TWINS*

Any subject whose major distinction is two of something. Twin boom aircraft, motorcycles, twin gunned AFV's, two seater cars, catamarans, bi-planes.

### SEPTEMBER 21<sup>st</sup> 2018 - *NEW KIDS*

Any model released (for the first time, no reissues) in the last 3 years.

### OCTOBER 19<sup>th</sup> 2018 - *\*\*BUILD NIGHT\*\**

(No Monthly Contest this month, Build Night Only) Bring a kit to work on and have some fun with other club members building.

### NOVEMBER 16<sup>th</sup> 2018 - *MENG VS TAKOM*

Who's the best? Build the best model you can from either company. Best Meng Model and Best Takom Model will receive an award.


### DECEMBER 21<sup>st</sup> 2018 - *ANY ITALIAN SUBJECT*

Fresh hot Pizza given to the contest director may count too.

### JANUARY 18<sup>th</sup> 2019 - *TOPLESS MODELS*

Open cockpit planes, Convertible cars, Open bridge ships, Open top AFVs, motorcycles.





# **IPMS South Orange County Insane Modeling Posse**



**Meets the 4<sup>th</sup> Saturday of each month.  
We are a build style meeting in a  
relaxed atmosphere located at The  
Norman P. Murray Community Center  
in Mission Viejo CA.**

**We have all types of modelers  
in our club with a wide array  
of subject matter. Anything is  
welcome. The Norman  
center is located at 24932  
Veterans Way, Mission Viejo  
CA. Doors open at 8:00 a.m.  
and go till about 2:00 p.m.**



**Plenty of restaurants in the area if you want to take a  
lunch break. If you wish to join, membership is \$10 a year  
with no meeting dues.**



**Find us on facebook at**

**<https://www.facebook.com/groups/667870720029825/>**

# The Aviation Historian®

The modern journal of classic aeroplanes and the history of flying

**A new independent quarterly, created with passion & precision,  
in compact format with clean design. Flying history for connoisseurs.**

Produced by experienced former *Aeroplane* magazine principals Nick Stroud and Mick Oakey, *The Aviation Historian* explores the less-trodden paths of military and civil aeronautical history from its beginnings to modern jets and the birth of spaceflight. No news; no events listings; just the most up-to-date historical research for aviation's true believers.



## WHAT THEY'RE SAYING ABOUT THE AVIATION HISTORIAN

"Production values are high, with the many illustrations crisply reproduced ... I wish this enterprise success." — Wg Cdr C.G. Jefford in *Royal Air Force Historical Society Journal*

"Beautifully produced and distinguished by paperback-book dimensions that give it a different feel to the usual run of newsstand magazines ... The writing is authoritative throughout ..." — *Pilot* magazine

"Invites you to have a 'conversation' with the topic matter and is lively and engaging ... research rich, factually dense and of academic value" — Minerva Miller, University Librarian at the University of London

"Authoritative in-depth articles ... all have impressive content ... this is a work of reference to keep. Highly recommended" — *NZ Aviation News*

■ 1-year subscription (4 issues) £44 UK, £53 Europe, £62 RoW ■ 132 pages ■ 245mm x 170mm ■ Perfect-bound

Want to know more? Visit our website: **www.theaviationhistorian.com**

☎ +44 (0)7572 237737 (mobile) ✉ TAH, PO Box 962, Horsham RH12 9PP, UK

REVERSE SIDE A classic 1950s photograph of BOAC Boeing Stratocruiser G-AKGM Castor (with an unidentified sister Strat in the background) outside the corporation's distinctive new maintenance hangar at Heathrow, designed by Sir Owen Williams and built during 1950–55.



## The Aviation Historian®

ORIENT EXPRESS  
Indonesia & the convair 990

