



# O.H.M.S.

## *Oklahoma Historical Modelers' Society*

### NEWSLETTER



Volume 49, Issue 2

February 2019

#### Coming Events

February 1-- OHMS Meeting. MOM contest  
February 15-- OHMS Meeting. Program Night.  
Program on the National Museum of Nuclear Science & History  
February 16-- ModelFiesta 38, IPMS Alamo Squadron,  
San Antonio. San Antonio Event Center 8111 Meadow  
Leaf Drive, Len Pilhofer –  
[MFDirector@alamosquadron.com](mailto:MFDirector@alamosquadron.com)  
March 1-- OHMS Meeting. MOM contest. Budget  
Build contest. (back on the regular schedule)  
March 15-- OHMS Meeting. Program Night.  
March 30-- RiverCon VIII, Bossier Civic Center, 620  
Benton Rd, Bossier City, LA., IPMS/Red River  
Modelers, contact [Andy Bloom](mailto:Andy Bloom) 318-294-2414  
March 30-- IPMS Tulsa Modelers Forum model contest,  
Bixby Community Center, 211 N. Cabaniss, contact  
[Greg Kittinger](mailto:Greg Kittinger) 918-260-8349

#### Meeting Reports

##### **Business Meeting—January 4**

Everyone was informed about the club's trophy sponsorships at the upcoming IPMS Nationals.

The new year starts the new membership cycle. A lot of people dropped the requisite \$15 for a 2019 club membership card.

Also with the start of the new year, the contest season kicks off. Some of the upcoming contests were mentioned.

##### **Model of the Month— January 4**

This month contained the displaced Budget Build from December.



*FW-190 D9*

*Patrick Hagelstein*



*T-Rex*

*Dave Kimbrell*



***Fokker D.VII***

***Robert Stingle***



***USS Virginia***

***Rick Jackson***



***Tiger Moth***

***Ethan Willis***




***MiG-25RB***

***Dave Kimbrell***

Patrick wins the BB contest with his inexpensive auction pickup that, according to him, was still curing as he brought it to the meeting.

The regular side of the contest had the following:





***The Death Dealer***

***Rick Jackson***

Rick wins this month with his modern sub.


There were a large number of WIP's, which bodes well for future contests.





## Program Night—January 18

We had our quarterly build night.



## A few thoughts from the Head Chicken...



### Politics

I have been a member of several model clubs and found it is inevitable there will be some intra-club politics. Here are some suggestions to mitigate them in our group.

First, join the club and keep your dues current. OHMS has never been pushy about making people join and letting non-members enter the MOM. As a consequence, there have been some who take advantage of it and participate without putting some skin in the game. They then become insulted when informed they can't vote on something and perceive it as a sneaky ploy by others. Our \$15 a year dues are hardly ruinous.

Next, Join IPMS/USA. We *are* a chapter and percentage of our meeting will involve some aspect of IPMS activities. If you were also a member, you will not be sitting there bored listening to others talks about things in which you have no vested interest. The IPMS annual dues of \$35 are less than many kits. At the very least, you will get a modeling magazine sent to your house six times a year.

Next, if you have a proposal for the club, run it by one or all the club officers first. Over the past fifty years we have tried and discarded many things. It is hard in a meeting of limited time to discuss and explain why something might not work and do so politely. This very often causes friction when folks think they are being cut off or marginalized. Additionally, it is this back and forth "arguing" that upsets and turns off some members. By checking with the officers quietly, you can gain insight before having a disruptive meeting.

Then, if you want to put a proposal to the members, write it down and make a few copies. *Who, what, when, where, and how much it will cost.* We have had several

incidences where the idea presented became modified in the discussion, resulting in a confused vote. At least on two occasions, the presenter had a different perception of the results from what was actually decided.

Finally, we are not The Shriners or babysitters. While minors are welcome and encouraged, we are still an adult organization for adults. Also, while we make some charitable donations, we do not exist to do good deeds for the community.

Dave Kimbrell

## The Dark Side

Come to the dark Side.....life is a long song.

### Five Kits

Here is a light review of several kits.

### The Takom 1/35th M-47 E/M

For many years the **Italeri** M-47 was the only choice for this vehicle and it is probably the best detail kit. Then **Takom** popped out several versions. Since the M-47 saw only limited service in US colors, most of the variants are for foreign users. Link and length track and no interior. Still, they look very nice when built up. MSRP \$50







## Takom 1/35th M3A1 CDL

The Canal Defense Light was developed to use high intensity light to mask the movement of friendly troops. Designed more for WWI style battles, it was developed in such secrecy that no one really knew how to use it. Some were sent to Europe, but saw little or no use, although I think some were used at Remagen to help protect the bridge after capture.

**Takom** has released a series of M-3 Lee/Grant tanks and surprisingly this one popped out also. Not something I expected to ever see in plastic. However, it looks nice as do the other Lee kits. This kit has the rarer, cast upper hull. Gun tanks with these hulls were not used in combat, but retained for training. The CDL vehicles did see some use in Europe; nothing exciting. But it is a kit of an unusual vehicle. Molded in grey plastic, no interior, and link and length track. MSRP \$50 as are most of the series.







## Tamiya 1/24th Rally Morris Mini Cooper


Released by **Tamiya** back in the 80's it is a classic kit of a neat little car. It goes together well as can be expected of a Tamiya kit. There is a super little engine, but the doors and windows are closed. The rally version, seen here has a bunch of extra parts. The kits run from \$40-\$60 depending on the version.





## Monogram 1/48th B-58 Hustler

A few decades old, but still a good kit and the only one in 1/48th scale. It has seen several incarnations, but currently doesn't show in production. If you look on **eBay**, you will see the kits run from about \$20 on up. The edition seen here has markings for two record setting B-48s. Molded in grey plastic and the panel lines are raised, but as noted, it is still the only game in town.



## ICM 1/32nd Bucker Bu-131D

This is a fairly new kit and it is gorgeous. **ICM** is a company learning and recent releases are showing a marked improvement. The Bu-131D was a pre-war design used by a number of countries. The Luftwaffe used it both as a trainer and hack aircraft. I believe versions are still in operation today. The kit is molded in light grey plastic, has a nice engine which can be displayed. All the markings are for German war time aircraft. There is a rigging diagram. It looks very good in the box, so if you want a Luftwaffe subject, and are tired of Me-109s and Fw-190s, this would make a nice change. Price is about \$50.



*To Preserve the Past for the Future*

Est. 1967—The tenth oldest chapter in the United States  
Region 6 Newsletter of the Year 2011, 2012 and 2014





## General Knowledge and Private Information

Tutte Lemkow





Born Isak Samuel Lemkow, "Tutte" was a character actor seen in dozens of films, mostly as a villain from 1945 to 1985. He was actually Norwegian, even though he often played Mediterranean and Slavic types such as the laundry boy/spy in the *Guns of Navarone*. Two other notable roles were the *fiddler on the roof* in the movie of the same name (1971) and the imam in *Raiders of the Lost Ark* (1981). His final film role was a wizard in *Red Sonja* (1985).




Dave Kimbrell



## BATHTUB ADMIRALS

AFV Club 1/350<sup>th</sup> LST-1 class LST Type 2  
An In The Box Review



The LST (Landing Ship Tank) was a late arrival in WW II but made up for lost time and became one of the most vital cogs in winning the war.

Early on, it became clear that the ability to invade enemy held territory from the sea would require substantial manpower and material. Nothing currently afloat would meet that need in configuration or numbers.

The British made initial attempts following Dunkirk to convert some shallow-draft tankers--designated LST(1)--but they weren't going to do the job. They also didn't have the building capacity to build standard ships *and* assault craft in numbers. In November 1941 they met with US representatives and presented their criteria in hopes to get a bidder to build their ship.

The resulting 'Large, Slow Target' was a floating box with a flat bottom capable of ocean travel. This was the LST(2) and the first was launched in October 1942. They first saw combat in June 1943.





This is the Skywave kit I built way back in 1999.

This kit has a larger format and the nice detailing found in AFV Club releases. You get a two-part hull that can be built

The primary US Navy facilities were also focused on building warships, but the LST could be built on rivers and in smaller yards. In just over three years 1,152 were built. There were three variants with the major difference being the change from an elevator to ramp to move vehicles from the weather deck to the lower, tank deck and out the bow doors.

## The Kit

I first saw the kit as a test shot at the Nationals in Phoenix last year. I was immediately intrigued because AFV Club has a good reputation in their kits and getting a new, large scale kit of the LST provides all sorts of options.


Let's start with a little clarification. The box uses both 'LST-1 Class' and 'LST Type 2' to describe the kit. Don't confuse this with the British LST(1) design. The kit is the first variation of the LST(2) covering ships from LST-1 to LST-491 (LST's weren't given names in WW II, only numbers), hence the reference to the initial ship in the class, LST-1 as the name of the class.

LST kits have been around for a very long time and most of them really show their age. Lindberg and O-Lin released a 1/245<sup>th</sup> scale kit over and over since the 50's. Skywave had one in 1/700th in the 80's and Niko has a currently available late variant that really looks nice.







waterline or full hull so you can display it under way or beached. It even has a nice scalloping in the hull plates to simulate rough duty.



The bow doors can be done closed or open to show off the included third (tank) deck.



It is important to decide up front which LST you want to do. Depending on which of the six ships you choose to do, you have the option of 2, 4 or 6 davits onboard. The AA arrangement and some of the deck layout varies from ship to ship. Virtually all of the camouflage schemes can be represented by the ships in the kit.


LST-178, Bagnoli, Italy August 1944. 巴尼奥利港 義大利 1944年8月

Body Color:




Navy blue 5N

Light gray 5L

Deck blue 20B

Hull red


Flat black

Color list: 塗料表

Color	Brand	GSI Cregs			Humbrol	Revell	Lifecolor	White Ensign Models
		Hobby Color	MrColor	MrColor Spray				
Deck: blue 20B	甲板藍		SC10				UA624	US 10
Flat black	消光黑	H12	C33	J33	33	8	LC02	
Hull red	艦底色	H17	C29	J29	10		UA606	
Light gray 5L	淺灰		SC16				UA620	US 03
Navy blue 5N	海軍藍		SC14				UA626	US 08


The kit comes with six LCVP that also look nice. Since some LST's would often carry one or more LCP's it would have been nice for some to have been included.






This is the earlier version of the LST(2) with the elevator to move vehicles from the weather deck to the tank deck. This can also be shown in a raised or lowered position. All of the ships are from that group. To do a later version will require surgery or waiting to see if AFV Club releases a kit from the later group.

If you want to do a different ship in the early group, you will have to do a lot of research. Virtually every ship was modified in some way or another, even from operation to operation.



The weapons are nice, but maybe I've become jaded. It just feels like they could be more detailed. Certainly you can, if you want to spend the money, go aftermarket and get guns that are kits unto themselves.



There are a few complaints. On the tank deck there are workshops and compartments along the starboard side, so there should be doors or hatches to them. The interior of the kit is essentially featureless.

The other disappointment is the total lack of vehicles in the kit. Oh, you can buy some from a variety of vendors. I picked up a group of trucks for the weather deck from L'Arsenal and Niko. AFV Club will sell you a detail set with a cross-section of vehicles and equipment for \$20. I don't know how many of each vehicle is in the box but I suspect more than one box will be needed to represent a fully loaded LST especially if you plan on opening the doors.



Rick Jackson



## Our Sponsors

We have several local hobby shops that really deserve recognition and our support. Send some business their way.



*To Preserve the Past for the Future*  
Est. 1967—The tenth oldest chapter in the United States  
Region 6 Newsletter of the Year 2011, 2012 and 2014





MODEL AIRCRAFT LABS  
Since 1945  
**M. A. L. HOBBY SHOP**  
Since 1948

OPEN MON. 1:00 TO 6:00  
TUES.-WED. 12:00 TO 6:00  
THUR.-FRI. 10:30 TO 7:00  
SAT. 9:30 TO 6:00

MILDRED & EDGAR SEAY, SR  
Founders

108 SO. LEE STREET  
IRVING TEXAS 75060

**EDGAR SEAY JR**  
**972-438-9233**

**CRM HOBBIES**  
OUT OF PRODUCTION MODELS-FULL AFTER MARKET

5101 EICHELBERGER ST  
ST LOUIS, MO 63109  
314-832-4840

**CHRIS MERSEAL**  
OWNER

CRM@INLINK.COM

CRMHOBBIES.COM



GrassTechUSA  
Made in U.S.A.

Alex Yakubovich  
Master Flocker

17011 Lincoln Ave 424 Parker, CO 80134

303-949-7605

Alex@grasstechusa.com  
grasstechusa.com



**IMPORTED  
FROM COLORADO**

Flock this



Flock this



or Flock this



**GrassTech USA provides you the tools, you provide the imagination.**  
**Flock on my friends...**

**Challenger** N-SCALE  
HOBBIES  
"TULSA'S N SCALE SOURCE"  
We're open 24 hours, just not in a row!

Richard Fisher

T-W 5-8, Th-F 12-8, S 10-5  
8753 S. Lewis, Ste. B  
Tulsa, OK 74137  
(918) 298-4800

Mail Order, Repairs  
Custom Painting & Models  
Buy, Sell & Trade  
Challenger@Challenger-N-Scale.com  
Web Site: HTTP://Challenger-N-Scale.com

**TOP SHELF MODELS**

119 South Main Street  
Owasso, OK 74055-3117

918-274-0433 fax 918-376-2824

1-866-210-0687

**Royal K. Stuart Manager**

e-mail [topshelfmodels@peoplepc.com](mailto:topshelfmodels@peoplepc.com)



**Bob's Hobby House**  
"Relax with a Hobby"

ART SUPPLIES FOR STUDENTS & PROFESSIONALS  
FINE PAPERS ~ MAT BOARD ~ CRAFT SUPPLIES

BEADS ~ CANING ~ CANDLE MAKING

MODEL KITS & ACCESSORIES ~ FIGURES

DOLL HOUSES ~ MODEL RAILROAD ~ RADIO CONTROL

MILITARY BOOKS ~ GAMES ~ PUZZLES ~ KITES

(850) 433-2187  
[www.bobshobbyhouse.com](http://www.bobshobbyhouse.com)

5719 North "W" Street  
Pensacola, FL 32505

*To Preserve the Past for the Future*

Est. 1967—The tenth oldest chapter in the United States  
Region 6 Newsletter of the Year 2011, 2012 and 2014





PO Box 394, Marshfield, MO 65706

**John Nottestad**  
sales@redfroghobbies.com

**Kits & Paints**  
**www.redfroghobbies.com**

**Including:**

- Gunze/Mr. Hobby
- Vallejo
- Tamiya
- Lifecolor

# SPACEMONKEY MODELS

**James Duffy**  
owner

116 rosebud Ln.  
georgetown, tx 78633  
(512) 423-1855

james@rocket.aero

www.rocket.aero  
www.spacemonkeymodels.com

**rocket.aero**



2145 N.E. 36<sup>th</sup> Street  
Oklahoma City, Oklahoma  
**FREE ADMISSION**  
Tuesday-Friday 9am-4:15pm  
Saturday 10am-4:15pm  
Sunday 1pm-4:15pm  
Closed Monday



## US ARMY ARTILLERY MUSEUM

Tuesday -Saturday 9am to 5pm  
Closed Sunday and Monday  
call

580-442-1819

or go to

<http://sill-www.army.mil/famuseum/>  
for more information

*To Preserve the Past for the Future*

Est. 1967—The tenth oldest chapter in the United States  
Region 6 Newsletter of the Year 2011, 2012 and 2014



# IPMS/USA MEMBERSHIP FORM

IPMS No.: \_\_\_\_\_ Name: \_\_\_\_\_

Address: \_\_\_\_\_ If Renewing \_\_\_\_\_ First \_\_\_\_\_ Middle \_\_\_\_\_ Last \_\_\_\_\_

City: \_\_\_\_\_ State: \_\_\_\_\_ Zip: \_\_\_\_\_

Phone: \_\_\_\_\_ E-mail: \_\_\_\_\_

Signature (required by PO) \_\_\_\_\_

Type of Membership ☐ Adult, 1 Year: \$30 ☐ Adult, 2 Years: \$58 ☐ Adult, 3 Years: \$86

☐ Junior (Under 18 Years) \$17 ☐ Family, 1 Year: \$35 (Adult + \$5. One Set Journals) How Many Cards? \_\_\_\_\_

☐ Canada & Mexico: \$35 ☐ Other / Foreign: \$38 (Surface) Checks must be drawn on a US bank or international money order

Payment Method: ☐ Check ☐ Money Order

Chapter Affiliation, (if any): \_\_\_\_\_

If Recommended by an IPMS Member, Please List His / Her Name and Member Number: \_\_\_\_\_

Name: \_\_\_\_\_ IPMS No.: \_\_\_\_\_

**IPMS/USA**

PO Box 56023

Join or Renew Online at: [www.ipmsusa.org](http://www.ipmsusa.org)

St. Petersburg, FL 33732-6023

*To Preserve the Past for the Future*

Est. 1967—The tenth oldest chapter in the United States  
Region 6 Newsletter of the Year 2011, 2012 and 2014



# OHMS EVENT CALENDAR

2019

## February

- 1 OHMS Meeting. MOM contest
- 15 OHMS Meeting. Program Night. Program on the National Museum of Nuclear Science & History
- 16 ModelFiesta 38, IPMS Alamo Squadron, San Antonio. San Antonio Event Center 8111 Meadow Leaf Drive, Len Pilhofer - [MFDirector@alamosquadron.com](mailto:MFDirector@alamosquadron.com)

## March

- 1 OHMS Meeting. MOM contest. Budget Build contest.
- 2 IPMS MCMA Showdown 2019, Dr. Pepper Center, 12700 N Stemmons Frwy, Farmers Branch TX, Metroplex Car Modelers Association, [Len Woodruff](mailto:Len.Woodruff@metroplexcar.com) 972-979-5722
- 15 OHMS Meeting. Program Night.
- 30 RiverCon VIII, Bossier Civic Center, 620 Benton Rd, Bossier City, LA,, IPMS/Red River Modelers, contact [Andy Bloom](mailto:Andy.Bloom@rrm.org) 318-294-2414
- 30 IPMS Tulsa Modelers Forum model contest, Bixby Community Center, 211 N. Cabaniss, contact [Greg Kittinger](mailto:Greg.Kittinger@tulsamodelers.com) 918-260-8349

## April

- 5 OHMS Meeting. MOM contest.
- 6 Great South Tigerfest XXV Scale Model Contest, New Orleans Flying Tigers Scale Model Builders, St. Jerome Knights of Columbus Hall, 3310 Florida Ave., Kenner, LA, 70064 contact Richard Marriott [rmpaintingmusic14@gmail.com](mailto:rmpaintingmusic14@gmail.com)
- 19 OHMS Meeting. Program night. Build Night
- 27 IPMS Houston Modelmania 2019--Stafford Center, 10505 Cash Road, Stafford, TX 77477. Contact [Tom Moon](mailto:Tom.Moon@houstonmodelers.com) 832-512-0107

## May

- 3 OHMS Meeting. MOM contest.
- 17 OHMS Meeting. Program Night. Night at the Museum (TENTATIVE)

## June

- 1-2 Tulsa Figure Show and contest at the Wyndam Hotel in Tulsa
- 1 **Region 6 Contest** Scalefest--IPMS/NCT-- Grapevine Convention Center, 1209 S Main St. [Map](mailto:Map@ipms-nct.org) IPMS-North Central Texas
- 7 OHMS Meeting. MOM contest. Budget Build contest.
- 8 IPMS Metro OKC will host Soonercon at Council Road Baptist Church, 2900 North Council Road, Bethany, Oklahoma. Contact [Richard R. Fisher](mailto:Richard.R.Fisher@metrookc.org) 918-724-8929
- 21 OHMS Meeting. Program Night.
- 22 AutumnCon 2019 Clarion Inn Conference Center, 501 Hwy 190, Covington, LA, 70433, , IPMS/NorthShore Scale Modelers, Warren Dickerson (850) 830-0699 [northshore.scale.modelers@gmail.com](mailto:northshore.scale.modelers@gmail.com)

## July

- 5 OHMS Meeting. MOM contest.
- 19 OHMS Meeting.--Program night. Build Night.
- 20 HAMS 13th Annual Model Car Show and Contest. Cypress Creek Christian Community Center Annex Building Gym, 6823 Cypresswood Drive, Spring TX. IPMS Houston Automotive Modelers Society (HAMS)