



Butch O'Hare

IPMS / USA

The Monthly Resinator



The Official Newsletter of *IPMS Butch O'Hare* Scale Modelers

August 2017

WWI FINALLY REVISITED IN KC



The National WWI Museum in Kansas City, Mo., is something I might have missed altogether if I hadn't heard a radio piece about it on NPR.

But boy, I'm really glad I went to this museum, whose main buildings are located in parkland just outside downtown Kansas City. The giant edifices loom huge against the city skyline while being slightly intimidating. Upon entry, you'll find the usual ticket counters, but getting into the main museum means crossing a glass bridge over a Belgian poppy field! Once in the museum, you can see every piece of equipment used by all sides and armies, from uniforms to small and large arms.

The museum is a good reminder of our crucial role in winning the war. When America finally got involved to bail out the French, Blackjack Pershing, fresh off the boat, marched his men to the grave of Gen. Lafayette to loudly proclaim, "We are here," returning the favor from the French help during our revolution. Great museum! Should take about 2 solid hours.



In This Issue:

Ward's Workshop:
"The Giant Kite"
page 3

"A Gathering of Avengers"
by Butch Bejna
page 8



JOIN THE FLIGHT!
page 12

Important Stuff:

Next Club Meeting
at St. Paul's
Church on Friday,
August 11, 2017
7:30 pm

Demonstration:
Frank is Back

Special Theme:
Red Things



The Giant Kite



WARD'S WORKSHOP

As I drove by Elmhurst's Eldridge Park Soccer Field one breezy fall day, I was startled by an evil-looking, noisy giant black delta kite rising up from behind the park trees; a man holding a large wooden spool of heavy cord was struggling to hang onto this scary-looking thing. I knew right away that I needed one of these! I parked my car, walked over and talked with the man flying the kite. As it turned out, he was the designer and builder of this "Black Overcast." After he finally brought down the kite and it lay safely on the ground, he went to his station wagon, rummaged around in the rear and brought back a set of his printed construction plans. Five dollars later, I was happily on my way back to my workshop!



The **Giant Delta Kite** is made out of a 15-foot by 25-foot sheet of 6mil black polyethylene Visqueen plastic film (commonly used in home construction); a full roll of "real" duct tape; 8 pieces of 8-foot bamboo, 3/4-inch diameter; to use these by plugging two of each into 1-inch diameter, various lengths of aluminum tubing (cut from an old folding lawn chair) forming four long spars; plus a handful of 5/16 brass grommets. Easy enough to build one in an afternoon as long as you have a *large* flat work space.

Why? Because this kite measures 30 feet in wingspan and 15 feet in length! I used my driveway. You also need about 500 feet of 400-plus-lb. test 1/8 braided nylon cord (Paracord? \$\$\$). I found some inexpensive drapery cord that met all the requirements. A wood disc spool with a piece of broom handle will complete the reel. A strong adult with leather gloves is needed to hold the reel, plus two teenagers to hold the kite up off the ground in a nose-high attitude into a 15 to 20 mph max breeze. No, you do not run with this kite!



The kite rises very easily but is difficult to bring down, with its wing area of 225 square feet (Piper Cub: 184 square feet; Me 163 rocket fighter: 199 square feet). To get it down, the "reel man" stands still while someone else wearing gloves "walks" the line down at shoulder height to get under the kite and cause it to stall, bringing it down gently. That allows the reel man to wind the cord back onto the reel. The kite comes apart in about 10 minutes: The spars slip out of edge pockets and unplug from the tubing joiners, forming a 15-lb. flat package with a length of 8 feet.

Use with caution--this kite is not constructed to carry a person or a live animal! At present, this kite is at my son Mike's house in Lake City, Minn., and is used regularly by his Boy Scout troop. (People in the photos here are: Reel Man Paul Knowing; Confused Men assembling the kite--me and my son Patrick)

Keith Ward

The Display Table



Above: Bill Vinikour
brought in his smart
representation of
diorama forest trees
from “the Scenic
Factory.”



Above right: Keith Ward
showed off his wooden
schooner, done some
time ago, demonstrating
that he is a man of all
seasons.
1/96



Right: Don Grajek's
Consolidated P2Y-2 flying
boat is from 1937 out of
San Diego, Calif.
1/72, Contrail Vac Form

IPMS/USA membership qualifies you to participate in **IPMS/USA** sanctioned contests, particularly our world-famous **National Convention**, held each summer. As a member, you'll also be able to access our online discussion board, where a wide variety of modeling topics are discussed, and enjoy interaction with other serious modelers for help with questions about modeling techniques or IPMS in general. Many hobby shops and model vendors around the country offer discounts to **IPMS/USA** members.

Memberships are available in several types:

Junior: 17 years or younger, \$17 per year; **Adult:** \$30 for 1 year; \$58 for 2 years; \$86 for 3 years

Family: \$35 Adult membership 1-Year plus \$5 (One Set of Journals) Multiple Cards;

Canada or Mexico: \$35 per year; **Foreign:** \$38 per year (Journal via regular mail)

Payment Information: Check, Money Order, CreditCard (MC / Visa / Disc)

Applications using payment via check or money order should be printed and mailed to:

Downloadable IPMS/USA Application Form. (in PDF, 100KB).



IPMS/USA, P.O. Box 2475 North Canton, OH 44720-0475



Local Hobby Shops




- **Chicagoland Hobby** 6017 N NW Hwy, Chicago, IL, 773-775-4848
<http://www.yellowpages.com/chicago-il/mip/chicagoland-hobby-inc-23073935>
- **Forever Timeless** 4438 W. Belmont Ave., Chicago, IL, 773-545-6959
<https://www.yelp.com/biz/forever-timeless-chicago-2>
- **Des Plaines Hobbies** 1524 Lee St., Des Plaines, IL, 847-297-2118
<http://www.desplaineshobbies.com/store/>
- **America's Best Hobby** 865 Maplewood, Itasca, IL, 630-467-1102
<http://www.americasbesttrain.com/>
- **La Grange Hobby** 25 S. La Grange Road, La Grange, IL, 708-354-1220
<http://www.yelp.com/biz/lagrange-hobby-cntr-la-grange>
- **Ron's Mundelein Hobbies** 431 N. Lake St., Mundelein, IL, 847-949-8680
<http://mundeleinhobbies.com/>
- **M & Models** 9329 S Cicero Ave., Oak Lawn, IL, 708-423-7202
<http://www.mmodelstore.com>
- **Past Time Hobbies** 9311 Ogden Ave., Brookfield, IL, 708-485-4544
<http://www.pthinc.com/>
- **Berwyn's Toys & Trains** 7025 Ogden Ave., Berwyn, IL, 708-484-4384
www.berwynstoytrains.com/
- **Walt's Hobby and Model Shop** 2207 Plainfield Rd, Crest Hill, IL 60403
<http://www.waltshobbyonline.com/>

THIS MONTH IN **MILITARY** HISTORY

August 15, 1945: World War II gasoline rationing in America ends. Rationing was just one of the special measures taken during wartime. Civilian auto production virtually ceased after the attack on Pearl Harbor, as the U.S. automotive industry turned to war production.

(tdmh)



August 29, 1965: Navy CDR Scott Carpenter and nine aquanauts enter SeaLab II, 205 feet below Southern California's waters, to conduct underwater living and working tests.

(tdmh)



UPCOMING REGION V EVENTS

August 6, 2017 - 7 am to 3 pm

GTR Summer NNL

Algonquin Township Building

3702 W US Hwy. 14

Crystal Lake, IL

Steve Jahnke stevejahnke@comcast.net

September 16, 2017

IPMS Prison City Modelers Annual Show

The Heritage Center

109 Delaware St.

Leavenworth, KS

Mark Gerges mgerges@kc.rr.com

August 26, 2017

ModelFest 2017

Liberty Christian Fellowship

1815 W. Liberty Drive

Liberty, MO

Justin Carlson redgriffins38@yahoo.com

September 30, 2017 - 9 am

NordicCon 2016

Inner Grove Heights Vets Mem. Com. Ctr.

8055 Barbara Ave.

Inner Grove Heights, MN

Mark Jacques mwjacques1@yahoo.com

September 9, 2017

IPMS Gateway Contest and Swap Meet

Holiday Inn-Rt. 66

10709 Watson Road

St. Louis, MO

Douglas Barton peddocdoug@gmail.com

October 14, 2017 - all day

GLUE CREW 2016

Quality Inn

2901 Hummingbird Road

Wausau, WI

Joe Drew jdrew09@charter.net


The Display Table



Left: Joe Kozak's P-47
Thunderbolt on its base
1/32

Below: Dick Beemer's
Morane-Saulnier N is a
French fighter from guess
which war? 1/48, Eduard

Below: Steve Day's
candy factory is almost done.
Is that the right shade of
red?
1/160



Right: Mark Brzezicki's
M4A1 Sherman is nicely
done! 1/32



A GATHERING OF AVENGERS!

This was the second year for this event at the Illinois Valley Regional Airport in Peru. The weather held the TBMs to seven instead of the 14 that were to attend. Other aircraft were: Canadair Mk.6 (F-86M), Lim-6 (MiG-17), SNJ-4/T-6 and a T-34.

By Saturday late afternoon the weather had cleared enough for some flights to happen. A WWII veteran got a chance to fly in a TBM; his last flight in one was 72 years ago.

As modelers, we all look for details. Yes, it's a TBM-3, but what version? Since most of these were fire bombers after their military service, they have been restored to warbirds. Two did not have dorsal gun turrets, and one of those had the ventral gunner's sighting windows. Some had fully retractable tailhooks, while others had non-retractable. Also, the cowl flaps are different for a -3 and a -3E. It is safe to say they are all General Motors Avengers!

Where they have been, and what they have done in all these years, speaks very well for a design that first flew in 1941. Thank you to the owners/operators of all these aircraft for sharing them with us.

Butch Bejna





FROM THE OVAL OFFICE



Dear members,

I apologize for missing the past couple of meetings. The passing of my sister required me to be away. Hopefully, we will be full steam ahead with our agenda and planning for the BOH contest in November. I hope you enjoyed the World Expo, and I hope those of you going to the Nationals have a great time and can report back to the rest of us on how the show was. I was slated to conduct a seminar on using wire in July, so hopefully I can get that in during the August meeting. I have found some great stuff that will work with all kinds of modeling needs that you can purchase, and it is inexpensive as well.

On Saturday Aug. 19, we are participating with HobbyTown in Orland Park for a daylong what I am calling a Build and Bull type of session. This will be a program where we can show what we do, talk about our show, do some seminars, etc. It should be a fun, relaxing day. This will also give us a chance to promote our show. I hope to give more information about this at the meeting, so for now, please mark your calendars.

Don't forget to plan on participating in our club build! It is your choice what you build, but you cannot build something that you normally build. Sounds confusing, but I will clarify during the meeting. If you haven't signed up, I will have the sign-up sheet going around. Also, here's an early reminder that club officer elections are around the corner! Please be thinking about this if you want to get involved.

See you at the meeting!

Frank C.

Nothing to do with scale modeling, but isn't it nice...!

Pic by Kevin Stover

The Display Table




Right: Don's A3-D2 Douglas Sky Warrior is from CVA-38 USS Shangri-La (1958-59).

1/72, Hasegawa



Above: Carl's
CH-46 as a marine
1/72, HobbyBoss

Left: Alaska Air's
Boeing 727-100
1/144, Airfix



New Kits...and stuff

Thanks to those who brought in these new releases for us to see.





JOIN THE FLIGHT!



Climb aboard EAA's B-17G *Aluminum Overcast* for a once-in-a-lifetime opportunity to fly in one of World War II's most vital aircraft.

Romeoville, IL * Lewis University Airport
August 25-27, 2017

FLIGHT EXPERIENCE PRICING AND TIMES

Flights available 10 a.m. to 1 p.m.

EAA MEMBERS

\$435

NONMEMBERS

\$475

Includes a FREE one-year EAA membership

**BOOK
in advance
and SAVE!**
B17.org

GROUND TOURS PRICING AND TIMES

Ground tours available 2 to 5 p.m.

INDIVIDUALS

\$10

8 & under
w/paid adult
are FREE

FAMILIES

\$20

Adults and
children up
to age 17

**VETERAN/
ACTIVE MILITARY**

FREE

Visit **B17.org** or call **800-359-6217**.



Officers Club

President: Frank Ciccarella

773-358-8346

fciccarell@aol.com



Vice-President: John Novak

708-783-1160

j.novak@comcast.net



Secretary: Don Smith

708-771-4429

mustangp51c@netzero.net



Treasurer: Hector Colon

630-809-9072

hdcolon@yahoo.com



Newsletter Ensign

Kevin Stover

224-217-3789

plasticjet@comcast.net



Club Store


<https://butchohare.qbstores.com/>

Club Website

www.butchoharemodelers.com

Quick Link to Newsletter

www.butchoharemodelers.com/latest-newsletter.php



Upcoming Schedule 2017

Date	Theme	Demo/guest
January 13	****	****
February 10	****	****
March 10	****	****
April 14	****	****
May 12	****	****
June 9	****	****
July 14	****	****
August 11	<i>Red Things</i>	<i>Frank is Back</i>
September 8	<i>Still Serving (old but still working)</i>	<i>Build-It Night</i>
October 13	<i>Young Upstarts (Less than 5 years' service)</i>	
November 10	<i>Contest</i>	<i>Setup</i>
December 8	<i>Club Builds</i>	<i>Party</i>

WE NEED YOUR HELP



All meetings are held on the second Friday of the month at:
St. Paul's United Church of Christ
5739 Dunham Rd., Downers Grove, IL

Editorial Chief of The *Monthly Resinator* is Elizabeth Brewster