



# The Reporter



The Official Newsletter of IPMS/Lakes Region Scale Modelers



IPMS Lakes Region Scale Modelers

June 2019

## Meeting Musings - May 2019

By Tom Reese

I missed the May meeting. Lisa and I traveled to Alamogordo NM to visit Lt. Brandon Reese over the Memorial Day weekend (more on that in a moment).

I heard that Walt and Robert's presentation on the basics of judging was very well received. Many questions were posed and answered. Hopefully for those new to judging at an IPMS show you now feel a little more comfortable with judging and maybe have a new prospective if you are looking to take your model to the next level.

As you'll see from the show and tell photos there were a lot of "Anything Italian" models on the display tables. Well done everyone. You gotta love the camouflage schemes the Italians applied to their equipment!

Because I missed the meeting I thought I'd tell you about our tour of Holloman AFB in Alamogordo NM. Brandon is currently stationed there and is in the midst of the F-16 B Course (Basic). He is assigned to the 314<sup>th</sup> Fighter Squadron (Warhawks) of the 54<sup>th</sup> Fighter Group.



The 314<sup>th</sup> was activated in July 1942 and was equipped with the P-40 Warhawk, hence the squadron nickname. After three months of training the squadron was deployed to El-Amiriya Egypt. There they continued to train with veteran RAF pilots until they were deemed ready for combat in March 1943. The most notable action of that campaign was on April 18<sup>th</sup> 1943 when 2<sup>nd</sup> Lt. Richard E Duffy became an ace in a day downing 5 Ju-52s and damaging a Bf-109.

After the Axis was defeated in North Africa the 314<sup>th</sup> provided air cover for the Sicily landings and then close air support for most of the Italian campaign. During this time they developed dive bombing techniques that were adopted by the entire 12<sup>th</sup> Air Force.

In July of 1944 the squadron was re-equipped with the P-47 Thunderbolt. Then in August were deployed to Le Luc France. From here they continued to perform the close air support mission for the rapidly advancing allied forces. The squadron moved to Stuttgart Germany in May 1945 but the war ended before the ground crews arrived. The squadron was deactivated in November 1945.

In 1986 the squadron was reactivated as the 314<sup>th</sup> Tactical Fighter Training Squadron becoming the second F-16C/D conversion unit. In October 1991 the squadron was renamed 314<sup>th</sup> Fighter Squadron after the creation of the Air Combat Command. The unit was deactivated again in April 1994.

In 2015 the Warhawks were reactivated once again. Their mission is to “generate new F-16 pilots, create new F-16 instructor pilots, and re-train pilots transitioning from other airframes or career fields.”

Because we were visiting on a holiday weekend many of the base personnel were away and no flying operations were being conducted. But Brandon was able to give us a tour of his squadron building and we saw some of the F-16s on the ramp.

Inside the squadron building he showed us their equipment room, briefing room, and the squadron bar where they unwind after their work day. What immediately jumped out at me was the sense of history and the Esprit de corps. Everywhere you went there were photographs and memorabilia from throughout the history of the unit. And as Brandon talked about everything you could hear the pride in his voice.

We will be returning to Holloman AFB this November for his graduation from the F-16 B Course. There is a “gold carpet” day for families during which we will have access to the aircraft and simulators. I look forward to telling and showing more to you after that.

Until next time, happy modeling!



Above: There was a very impressive array of static jets on display just inside the main gate. These included most of the fighters operated by the USAF from the F-86 through the F-117.

Below: The squadron bar, Duffey's. There was all kinds of great memorabilia in here detailing the history of the 314<sup>th</sup> FS.





The briefing room. A lot of great history in here too!



Pilot's favorite place to be!



Lt. Brandon Reese giving mom and dad a tour on his day off.



Brandon's Viper Driver Patch!

# Table of Contents

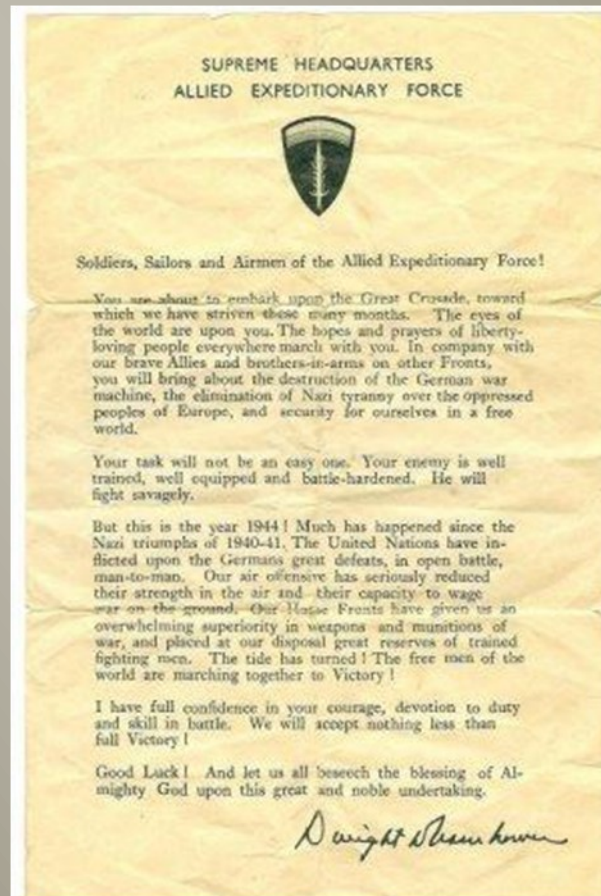
President's Message	Pages 5 - 6
The Briefing Room	Page 7
Show & Tell	Pages 8 - 12
The Jeep - Part 3 By Don Norton	Pages 13 - 15
Raffle Preview	Page 16
LRSM Calendar of Events	Page 17
Upcoming Shows & Contests	Page 18
Support your local hobby shops	Page 19
Join LRSM & IPMS USA	Page 20

# President's Message

June 2019 President's Message for Newsletter

Give Thanks for Your Freedom!

June 6, 1944. The fate of World War II and the future of Europe lay in the balance. Prior to the start of Operation Overlord (codename for all D-Day activities), Supreme Allied Commander Dwight D. Eisenhower sent the troops the following:



It read:

***Soldiers, Sailors and Airmen of the Allied Expeditionary Force!***  
***You are about to embark upon the Great Crusade, toward which we have striven these many months. The eyes of the world are upon you. The hopes and prayers of liberty-loving people everywhere march with you. In company with our brave Allies and brothers-in-arms on other Fronts, you will bring about the destruction of the German war machine, the elimination of Nazi tyranny over the oppressed peoples of Europe, and security for ourselves in a free world.***

***Your task will not be an easy one. Your enemy is well trained, well equipped and battle hardened. He will fight savagely.***

*But this is the year 1944! Much has happened since the Nazi triumphs of 1940-41. The United Nations have inflicted upon the Germans great defeats, in open battle, man-to-man. Our air offensive has seriously reduced their strength in the air and their capacity to wage war on the ground. Our Home Fronts have given us an overwhelming superiority in weapons and munitions of war, and placed at our disposal great reserves of trained fighting men. The tide has turned! The free men of the world are marching together to Victory!*

*I have full confidence in your courage and devotion to duty and skill in battle. We will accept nothing less than full Victory!*

*Good luck! And let us beseech the blessing of Almighty God upon this great and noble undertaking.*

*SIGNED: Dwight D. Eisenhower*

The success of D-Day on that fateful June morning was by no means a foregone conclusion. Weather issues, machinery breakdowns, incomplete enemy information, and inexperienced troops coupled with the sheer size of the operation (the largest amphibious assault in history) had Ike worried so much that he penned the following note but never had to release it to the world:

This one read: "Our landings in the Cherbourg-Havre area have failed to gain a satisfactory foothold and I have withdrawn the troops. My decision to attack at this time and place was based upon the best information available. The troops, the air and the Navy did all that Bravery and devotion to duty could do. If any blame or fault attaches to the attempt it is mine alone." Ike was so worried about the failure that he mistakenly dated the note June 5.

Luckily, the landings were a success and a beach-head foothold on the continent was established. The Third Reich had under one year left to live due to the bravery, ingenuity and sheer force of the Allied fighting man and woman. So thank an active duty serviceman/woman or veteran for your freedom when you meet them – because many died for the freedoms we now hold so dear.

The June meeting is a build night but the real event this month is our NIMCON show on Saturday, June 22. Please come to the show. Bring a friend or two. VOLUNTEER! JUDGE! JUST HELP IN ANY WAY. Let's make this show the best one yet! Model on!

Our landings in the  
Cherbourg - Havre area  
have failed to gain a  
satisfactory foothold and  
~~I have withdrawn the troops.~~  
I have withdrawn the troops.  
My decision to  
attack at this time and place  
was based upon the best  
information available, and  
the troops, the air and the  
Navy did all that  
Bravery and devotion to duty  
could do. If any blame  
or fault attaches to the attempt  
it is mine alone.  
July 5



## **THE BRIEFING ROOM**

**BY TOM REESE**

### **NIMCON 8**

When you receive this newsletter our show will be a mere 10 days away.

That said I only have one more thing to add, please come out to volunteer Friday night and/or on Saturday.

I know the officers have really beat on this but we need your help to continue to put on this show for years to come.

See you there!

# Show & Tell - The Italians are Coming!; anything Italian

Photos by Phil Pignataro & captions curtsey of Walt Fink


➔ **Steve "Mad Dog" Day** exhibited two N Scale (1/160) items, the first a Fire Truck from Showcase Miniatures which he's building for his own layout. The kit comes with 3 photoetched sets including all the hatch covers, and features styrene ladders and windows. Steve liked the kit so much, he'll build a second one with the ladder extended....which leads into his second model of the evening, an N scale Bob Lunde Studios building kit in the box. With each side's edges either beveled or tongue-in-groove fit, just a rubber band around the exterior will ensure perfectly square corners when the kit is assembled. Steve plans to construct a diorama with this---and the fire trucks out front. To fit in with our Italian theme, Steve noted that one of the storefronts in the building will be a Pizzeria and the driver of his fire truck is Luigi Johnson.



⬅ **Fred Dreihobl's** 1/35 scale Fiat 3000 Mod.21a tank was built from a Tauro Models kit and was a little lacking in quality. "Terrible kit", he noted, "With poorly fitting tracks". He discovered that the tracks were too short to fit on the sprockets and rollers, so camouflaged the "missing links" by burying them in the mud of his diorama. A Warrior Models figure completed the scene. Fred's second show-and-tell was the 1/72 Supermodel kit of the Fiat CR.32, which he said had zero faults---a great kit.

# Show & Tell - The Italians are Coming!; anything Italian

Photos by Phil Pignataro & captions curtsey of Walt Fink




← **Ken Kellner's** 1/25 scale Revell Pontiac Firebird is the most recent build he's completed and was enhanced by his swapping the kit wheels for the correct ones. To acknowledge the theme of the night, Ken also had a Ferrari kit still in its box and spoke of one of his workmates' being a Fiat mechanic. In the much-smaller realm of modeling, Ken brought in his Metal Earth model of a B-17G. This 1/215 kit is a tab-and-slot kit made from photoetched stainless steel. It took Ken a dozen nights' to build it and it may end up as a Christmas tree ornament.



↓ **Chris Gibson's** Macchi MC.202 Folgore is an OOB build using the Taruo kit. He noted that it was among the first models he built when getting back into the hobby. With brush-painted camouflage, it's the only Italian aircraft in his collection.



↑ **William Wallace** displayed a collection of three 1/144 scale Bandai Gundam models---a Wing Gundam, a Fenice, and a Renacita. He explained that the Wing was the first in the series and transitions to bird mode. Various weapons including a beam rapier are supplied in the kit. William's second show-and-tell model was the 1/100 scale Bandai kit of the Fenice Renacita, which is a variant on the basic Gundam kit. It's a Ricardo Fellini design and is in mobile suit mode. He bought the kit at HobbyTown USA in Schaumburg.



## Show & Tell - The Italians are Coming!; anything Italian

Photos by Phil Pignataro & captions curtsey of Walt Fink

➔ **Ned Ricks** used artist's oils and three brands of enamels---Humbrol, Model Master, and Testors---to paint his 1/6 scale EnterBay kit of Marlon Brando in his role as Don Corleone in the movie *The Godfather* (now THAT'S Italian). His second show-and-tell exhibit was a 1/9<sup>th</sup> scale HQ Model Kits figure of WW1 British Combat Film Photographer Lt. Geoffrey H. Malins. The recent WWI movie release of *They Shall Not Grow Old* was a digital rework of contemporary film from the Imperial War Museum, which was shot by Lt. Malins.



↑ **Carl Geiger** had a work-in-progress 1/72 scale Italian Kits resin kit of the Sal Ambrosini SS4. He noted his work on it involved lots of sanding, and the resin was excellent for that purpose as it exhibited no bubbles.

➔ **Tony Lambert's** 1/16 scale 1982 Ferrari 126C2 was built from the Protar kit. His comments about the less-than-stellar quality of that manufacturer's offerings got several nods of agreement from the attendees who're familiar with them. Tony used the basic kit, replaced a lot of items, added a myriad of bolts, nuts, and brass tubing to it, and produced a beautiful model. The real car had a 1.5-liter, twin-turbo engine producing 610 horse power.



## Show & Tell - The Italians are Coming!; anything Italian

Photos by Phil Pignataro & captions curtsey of Walt Fink

**Art Giovannoni** had a quartet of Italian aircraft in four different scales to show for theme night. Eight years ago, he bought a 1/18 scale Macchi C.202 *Folgore* (Thunderbolt) from 21<sup>st</sup> Century toys which was his largest model on the table. The *Folgore* came with retractable gear which inexplicably broke in transit to the meeting. In 1/48 scale, Art's Hasegawa 1/48 Me-109 was in Italian markings and represented an aircraft from Tunisia in 1942.

Art's 1/72 scale Savoia-Marchetti Sm.79 *Sparviero* (Sparrowhawk) was an Italeri kit marked as one flown by the 279<sup>th</sup> Squadriglia Autonoma A.S. in 1942. The *Sparviero* set several speed records prior to its being pressed into WW2 service and though intended to be a bomber, it wasn't very good in that role and was repurposed to be a torpedo bomber where it excelled. Art's 1/144 scale Macchi Mc.200 *Saetta* was built from the Sweet kit, which included decals for the "smoke rings" camouflage. Art said they fit perfectly.



## Show & Tell - The Italians are Coming!; anything Italian

Photos by Phil Pignataro & captions curtsey of Walt Fink

**Phil Pignataro** had two models to fit the theme of the night. His Fiat G.55 was built from the 1/72 scale Supermodel kit (Supermodel was the forerunner of Italeri) and represents the most effective Italian Air Force fighter of WW2. It could hold its own against earlier Allied fighters like the Hurricane. Phil also brought in a 1/72 Airfix kit of the Macchi MC.202; this one received some enhancement in the form of tape seat belts and wire pitot tubes to replace the plastic ones. Otherwise it was built OOB.



## The Jeep - Part 3

by Don Norton

A while back Walt Fink sent me a collection of Jeep photos and suggested they may serve as a basis for an article in our newsletter. In previous installments we saw the development of the Jeep and it's use by the US military. Now we will see the Jeep in use by foreign nations.

On March 11, 1941, before America entered the war, the United States enacted the Lend Lease Act, which allowed for distribution of food, supplies and weapons to allied nations. 36 countries received over \$50 Billion dollars, with Great Britain, The Soviet Union, France and China being the top four recipients (in that order). Without a doubt, Lend Lease made a critical difference to our allies. Even Uncle Joe Stalin is said to have admitted that without our help, the Soviet Union could not have defeated Germany.

Among the tanks, ships, planes and trucks, were included the humble little Jeep, which quickly became a favorite of foreign armies. Here are some pictures of the Jeep as used by other nations.

An early Jeep with welded bar grille, used by Australian troops in New Guinea. US General Douglas MacArthur is in passenger seat on an inspection tour of Aussie troops. In the vehicle with him are Australian generals Charles Spry, G.S. Allen, and Edmund Herring. Note the driver's ragged uniform, attesting to the rigors of jungle warfare. This vehicle has the windshield removed, and a Lee-Enfield rifle is mounted on the hood in a makeshift sheath. The US vehicle number is still on the side of the hood. Snow chains are mounted on the wheels, which provided extra grip in thick mud.



A group of four Jeeps used by Australian troops in Burma. The Jeep in front still has tires mounted, but the other three seem to have rims suitable for rail use. The first Jeep may be being fitted with the rail wheels shown.

In North Africa, the British Special Air Services (SAS) adapted the Jeep for use as a combat vehicle behind enemy lines. They removed slats from the grille to allow more air to get to the radiator, strapped on up to 15 extra jerry cans of fuel and water to the hood and racks over the rear wheel wells, and mounted two spare wheels on the rear. The container mounted on the grille was an overflow tank for the radiator. Bristling with Vickers K machine guns, in dual mounts as seen here, or as single guns, the SAS Jeeps would conduct raids on enemy supply dumps and convoys, the original Rat Patrol.



When the war moved to mainland Europe, so did the SAS. The new, improved SAS Jeep still had the Vickers K machine guns, and all unessential parts removed, in this case including the tips of the front bumper. The jerry cans are gone, now the fuel is held in two large tanks mounted over the wheel wells. An armored windshield offers some small protection to the crew. Operating behind enemy lines was particularly dangerous to these men, Hitler had ordered all captured SAS men to be summarily executed, and 65 SAS prisoners were shot.

An interesting photo of a Jeep used by the Russians. A decorated officer, possibly a Lt. Colonel, waits for orders to move out. Behind the Jeep is a T34 tank loaded with troops. The Jeep has the frame for the canvas top removed, and has camouflage paint, unusual for Soviet vehicles. The vehicle number is painted on the windshield frame, and in the left corner of the window is a stenciled unit marking.





Soviet Jeep in action. A Maxim M1910 Heavy Machine Gun with wheeled carriage sits on the rear seat and is manned by two infantrymen. The Jeep is devoid of markings and what appears to be a German shovel is mounted on the side of the vehicle. A Soviet entrenching tool hangs from the grab handle next to the driver.

A Jeep used by French Colonial troops as an ambulance. The only item identifying it as ambulance is the red cross flag. There are no add on racks for stretchers, here the windshield has been opened and the patient on stretcher has been put through the window, resting on the windshield frame and passenger seat. The medic hangs out the side of the vehicle. Both the medic and patient wear French armored troop helmets, but these were worn by infantry on occasion. The unknown insignia painted on the jeep depicts a dog biting a swastika. Note the snow chains on the tires. The device mounted on the fender next to the dog insignia is a fire extinguisher. The spare tire is mounted between the grille and front fender, often seen on medical Jeeps.



Canadian soldiers clown around in England prior to D-Day. This early Jeep with welded bars on the grille bears Canadian markings, including a Canadian ID number on the hood, the Canada Maple Leaf insignia in front of the driver, plus a formation insignia on the windshield frame. The disk on the grille with a 5 on it is for bridge weight. This Jeep has a "Mickey Mouse" camo pattern of rounded black shaped over khaki drab.

Our allies were not the only armies to use Jeeps. When possible, captured vehicles were adopted by enemy troops. This photo shows a captured Jeep being driven by an NCO of the German SS. Unusual markings on the hood in that the numbers and USA, originally painted in blue gray, have the USA outlined in white.





## RAFFLE PREVIEW



1/72 CyberHobby F6F-5N Hellcat Night Fighter



1/72 Hasegawa Ki-61-1 Hein (Tony)



1/48 Tamiya F-16CJ



1/35 Trumpeter Soviet 2S14 Zhalo-S 85mm



1/35 Meng Ford F-350 Crew Cab

<p><b>JANUARY 2019</b></p> <p><b>No Monthly Meeting</b></p> <p><b>Holiday Party &amp; Club Contest</b></p> <p><b>Saturday January 26th at The Golf Club of Illinois</b></p>	<p><b>FEBURARY 22nd 2019</b></p> <p><b>Monthly Meeting</b></p> <p><b>Theme - Cold War 1960-1990; any subject used during the Cold War</b></p> <p><b>Program - Larry Johnson Memorial Auction to help the Johnson family</b></p>	<p><b>MARCH 22nd 2019</b></p> <p><b>Monthly Meeting</b></p> <p><b>Theme - Creature Feature; any model that has an animal or beastly name</b></p> <p><b>Program - Build Night</b></p>
<p><b>APRIL 26th 2019</b></p> <p><b>Annual Club Auction</b></p>	<p><b>MAY 28th 2019</b></p> <p><b>Monthly Meeting</b></p> <p><b>Theme - The Italians are Coming!; anything Italian</b></p> <p><b>Program - Basics of judging – in advance of NIMCON</b></p>	<p><b>JUNE 28th 2019</b></p> <p><b>Monthly Meeting</b></p> <p><b>Theme - D-Day models</b></p> <p><b>Program - Build Night</b></p>
<p><b>JULY 26th 2019</b></p> <p><b>Monthly Meeting</b></p> <p><b>Theme - Real space salute to Apollo 11 / first man on the moon 50th</b></p> <p><b>Program - Colorado Railroad Museum Visit by Phil Pignataro</b></p>	<p><b>AUGUST 23rd 2019</b></p> <p><b>Monthly Meeting</b></p> <p><b>Theme - Models inspired by movie or a book</b></p> <p><b>Program - Decals Decoded by Walt Fink</b></p>	<p><b>SEPTEMBER 25th 2019</b></p> <p><b>Monthly Meeting</b></p> <p><b>Theme - Bring in your current WIP for build night Show and Tell</b></p> <p><b>Program - Build Night</b></p>
<p><b>OCTOBER 18th 2019</b></p> <p><b>Monthly Meeting</b></p> <p><b>Theme - Inspirations; any model built after being inspired by the real thing or someone</b></p> <p><b>Program - Churchill Underground War Bunker by John Graham</b></p>	<p><b>NOVEMBER 22nd 2019</b></p> <p><b>Monthly Meeting</b></p> <p><b>Theme - Extreme aftermarket / scratch built models</b></p> <p><b>Program - Oil Dot Filter Weathering by Robert Raver</b></p>	<p><b>December 27th 2019</b></p> <p><b>Monthly Meeting</b></p> <p><b>Theme - Sci-Fi rules – in honor of Star Wars Episode IX premiere</b></p> <p><b>Program - Build Night</b></p>

**NIMCON 8**  
**D-Day** June 6th 1944  
**75th Anniversary**

Saturday, June 22, 2019  
 9:00AM to 5:00PM

**McHenry County College**  
 8900 US Highway 14, Crystal Lake, Illinois

Gold/Silver/Bronze Open Judging  
 13 "BEST OF" Awards  
**PLUS A SPECIAL AWARD** for Best D-Day Subject

General Admission is \$5; Children 12 and under FREE;  
 Active Duty Military & First Responders FREE with valid ID

Contest Registration: \$10 for admission & 5 models;  
 additional models are \$1 each

Gigantic Raffle/Huge Vendor Area/ Food By WGW Foods, LLC

Visit: [www.lakesregionmodelers.com](http://www.lakesregionmodelers.com)  
 for news, forms, and updates also see us on Facebook

**WAS IT OVER WHEN THE GERMANS**

**BOMBED PEARL HARBOR?**

**COMING SOON!**

IPMS-USA National Convention  
 Chattanooga, Tennessee  
 August 7-10, 2019

**IPMS Gateway Chapter**  
**Model Show, Contest & Swap Meet**  
**September 14, 2019**

**1969**

**Hippies and Heroes**

Holiday Inn— Route 66  
 10709 Watson Rd  
 St Louis, Mo

Show Admission: \$3.00 + \$7.00 for Unlimited Contest Entries!  
 Doors open 9:00, Judging at 12:00  
<https://sites.google.com/view/ipmsgatewaychapter/contest>  
 Contact Chris Merseal at: (314) 832-4840 or [crm@inlink.com](mailto:crm@inlink.com)



### ***Fine Plastic Model Kits***

- #1 Source for Private Airplane Models
- Makers of the finest Titanic Model available



America's Best Train & Hobby  
865 Maplewood Itasca, IL 60143  
630-467-1102



Hobby Town USA of Schaumburg  
247 W Golf Rd Schaumburg, IL  
847-490-0900



Royal Hobby Shop  
3920 E State St, Rockford, IL 61108  
(815) 399-1771



Hobby Town USA of Rockford  
3782 N Alpine Rd, Rockford, IL 61114  
(815) 282-0727

**JOIN/RENEW LAKES REGION SCALE MODELERS**

Name \_\_\_\_\_ Telephone (\_\_\_\_\_) \_\_\_\_\_

Address: \_\_\_\_\_ E-mail: \_\_\_\_\_

City: \_\_\_\_\_ State \_\_\_\_\_ Zip: \_\_\_\_\_

IPMS membership # \_\_\_\_\_ Exp. Date \_\_\_\_\_

Additional Family Members: \_\_\_\_\_

Do not publish in the membership list:

- ☐ Address  
☐ Telephone number  
☐ E-mail

**SEND TO:** Tom Reese  
 1300 Meghan Ave.  
 Algonquin, IL 60102

**Dues: \$10.00 per year Make checks payable to Lakes Region Scale Modelers****IPMS/USA MEMBERSHIP FORM**

IPMS No.: \_\_\_\_\_ Name: \_\_\_\_\_

Address: \_\_\_\_\_ If Renewing \_\_\_\_\_ First \_\_\_\_\_ Middle \_\_\_\_\_ Last \_\_\_\_\_

City: \_\_\_\_\_ State: \_\_\_\_\_ Zip: \_\_\_\_\_

Phone: \_\_\_\_\_ E-mail: \_\_\_\_\_

Signature (required by P.O.) \_\_\_\_\_

Type of Membership ☐ Adult, 1 Year: \$30 ☐ Adult, 2 Years: \$58 ☐ Adult, 3 Years: \$86☐ Junior (Under 18 Years) \$17 ☐ Family, 1 Year: \$35 (Adult + \$5, One Set Journals) How Many Cards? \_\_\_\_\_☐ Canada & Mexico: \$35 ☐ Other / Foreign: \$38 (Surface) Checks must be drawn on a US bank or international money orderPayment Method: ☐ Check ☐ Money Order

Chapter Affiliation, (if any): \_\_\_\_\_

If Recommended by an IPMS Member, Please List His / Her Name and Member Number:

Name: \_\_\_\_\_ IPMS No.: \_\_\_\_\_

**IPMS/USA**Join or Renew Online at: [www.ipmsusa.org](http://www.ipmsusa.org)

PO Box 56023

St. Petersburg, FL 33732-6023

**IPMS/ Lakes Region Scale Modelers Chapter contacts****President** John Graham: email at [cubflyer1940@yahoo.com](mailto:cubflyer1940@yahoo.com)**Chapter Contact:** Neil Butler email at [ExcenMod@aol.com](mailto:ExcenMod@aol.com)**Vice President:** Robert Raver email at [rrrav-er@gmail.com](mailto:rrrav-er@gmail.com)**Newsletter Editor:** Tom Reese email at [tlbjreese@att.net](mailto:tlbjreese@att.net)**Treasurer:** Tom Reese email at [tlbjreese@att.net](mailto:tlbjreese@att.net)**Secretary & Membership Chairman:** Matt Stowell  
email at [msstowell@comcast.net](mailto:msstowell@comcast.net)