



Just Glue It

Official Newsletter of Model Creations Unlimited, IPMS



Volume 8

June 2018

Issue 6



Memorial Day is set aside to honor those
Who gave the ultimate sacrifice.
But they have died in vain
If we ever forget the reason why.

It is the soldier, not the reporter
Who has given us Freedom of the Press.

It is the soldier, not the TV newscaster
Who has given us Freedom of Speech.

It is the soldier, not the lawyer
Who has given us the Right to a Fair Trial.

It is the soldier who salutes the flag,
Who serves under the flag,
Whose coffin is draped by the flag,
Who gives the protestor the right to burn the flag.

We must remember not to take it for granted,
And realize how easily it could all be lost.

This poem is based on a work originally published by Charles M. Province

Club Contacts

President: Bob Collado
V.P. & Newsletter: Duane Hayes
Treasurer: Dave Henk
Secretary: Bob Tano
IPMS Contact: Bob Collado

Email: [Bob Collado](#)
Email: [Duane Hayes](#)
Email: [Dave Henk](#)
Email: [Bob Tano](#)
Email: [Bob Collado](#)

Click on the person's
name to send an Email

Model Creations Unlimited


Meets every first and third Wednesday - 6:00 to 8:30 PM

Model Creations Unlimited, IPMS (MCU) is a non-profit organization dedicated to having fun and serving the modeling community in Jacksonville, FL. MCU is a chartered chapter of the International Plastic Modelers Society (IPMS) and as an affiliate we enjoy an association with modelers throughout the country and the world. We are dedicated to exposing the modeling hobby to potential new members so that they can develop an interest in the hobby. The club is open to anyone with an interest in modeling, regardless of age, gender, subject matter or materials. If you're looking for a family friendly experience; parents and children, adolescents, and couples are encouraged to become part of our family of modelers. If you do decide to join, membership dues are \$25.00 for new members (This includes a club T-shirt), and then \$20.00 a year thereafter. We also have a family membership at \$25.00. We encourage you to visit us on the web or on Facebook, attend a couple of our meetings and check us out. We hope you eventually decide to become a member of our group.



Website

Facebook



Legal Stuff

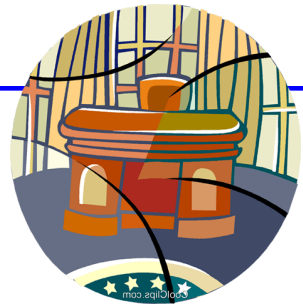
The views and opinions expressed in "Just Glue It" are those of the individual authors, and do not constitute the official position of Model Creations Unlimited or IPMS-USA. No matter your level of writing experience or computer expertise, you are encouraged to submit any subject or article you think might be of interest to your fellow modelers. The editor will gladly work with you and see that your material is properly edited and prepared to be included in the newsletter. Articles can be submitted via e-mail. The newsletter is currently being edited using a PC with Windows and MS Word and the other usual suspects loaded. This means I can handle almost anything you want to send, but for the sake of my limited sanity, PLEASE don't make me break out the universal translator to decode your esoteric files. Send your story/article as a text file in eMail or a Word document. Do not, under any circumstances, submit articles with pictures embedded in a Word file. Send your pictures separately as JPGs, PNGs or GIFs (JPG is my preferred format). Failure to comply means I will simply shred the article while drawing cartoon mustaches on all your pictures. Deadline for submission of articles is the 25th of the month - earlier would be appreciated! Please contact the editor if you have any questions.

The use or reprint of the material contained in this newsletter, must give attribution both to the author and the source document. Our newsletter is prepared with one thing in mind; information for our members, and all fellow modelers, and is prepared and published in order to expand the skills and knowledge of those fellow modelers. If you ever feel that this publication is biased or exceeds good taste or decorum, I want to hear about it. You can discuss it with me at the next meeting or you can contact me by phone at (904) 743-6677 or by E-Mail. [Duane Hayes](#)

Duane Hayes, Newsletter Editor



The Prez's Desk by Bob Collado



Welcome club members and newsletter followers to our June edition of the MCU Newsletter.

This month we wrap up our most recent Theme Build, "Second Time Around!" I hope those of you participating have had fun with this one. It had the potential for the least investment and most fun if you followed the rules. What was your first model build as a kid? Where you able to find that kit again to re-do? Or did you select one close to your early modeling efforts? Where you able to restrain yourself from going overboard and adding goodies to the build to make it look like one of your more recent projects? I found that temptation was difficult as I chose to re-do my very first aircraft build, the Aurora Fokker D-VII in 1/48 scale. You might be thinking, Sacrilege!! Yes, it has already been voiced more than once, LOL. However, I dug an original Aurora kit out of my stash to examine it as a potential second time around subject and began cutting the parts away from the sprues. I soon decided that regardless of the shortcomings of this 1950's kit I would proceed working with it. That build review will be in a later newsletter.

I would like to take a minute to report that Claude and Stuart recently attended the AMPS Convention and we congratulate Stuart for a fine showing with being awarded multiple Gold medals for his efforts. Well done and we all hope to see those winners at a future meeting.

In closing, the summer months are upon us and the enjoyment of the warm summer months will no doubt begin to make it a little more difficult to dedicate bench time to modeling. With children out of school and family vacations taking us away from the hobby, it will be hard to spend long hours devoted to Plasticology, but the purist will inevitably find a little time here and there to devote to his plastic passion. We will be here for you, waiting to see those efforts at upcoming MCU Show 'N Tells, so go to it andJust Glue IT!

Bob Collado, President

Low Cost Parts Paint Stand by Bob Collado

Have some spare foam board from a delivery that you think is trash?

How about a little extra blue tape?

A few minutes assembly will leave you with a base to use for painting parts at little or no cost.

You can mount those parts on extra long toothpicks in preparation to airbrushing. Glue your parts to the tooth pick with a dot of super glue in an area that will later be hidden by assembly and you're good to go.



If you have a modeling tip that you would like to share with your fellow modelers just e-mail them to the editor with a short description and at least one picture of the product or procedure.

Club Theme Builds

The rules are very simple:

- 1) Build any model that fits the theme category.
- 2) As with all theme builds this is not a judged event and models are built for fun.
- 3) Members may show more than one model, but at least one of the models shown as a theme build entry must be a NEW model built specifically for this theme to be eligible for the raffle drawing. A previously built kit from your collection does not qualify.
- 4) Each member presenting a qualifying model will receive one ticket for the two \$10.00 raffle prizes. Only one raffle ticket will be issued per qualifying member.

June Quarterly Theme Build - "Second Attempt" Members will build an old kit that they built once before. It can be a kit that they built long ago and will attempt to do it Mo'better this time. You can build it any way you want. The old model or a picture is suggested, but not necessary to qualify for entry. All members who build a new model will be eligible for the two \$10.00 awards at the June 6, 2018 meeting.

September Quarterly Theme Build - "Anything That Floats" Any subject that operates on or under the water. You can build it any way you want. All members who build a new model will be eligible for the two \$10.00 awards at the September 5, 2018 meeting.

December Quarterly Theme Build - "Cold War: 1960-1990" Any subject that was used during the Cold War Years. You can build it any way you want. All members who build a new model will be eligible for the two \$10.00 awards at the December 5, 2018 meeting.

A Hero's Burial by Joe Hanner

Loyce Edward Deen, an Aviation Machinist Mate 2nd Class, USNR, was a gunner on a TBM Avenger. On November 5, 1944, Deen's squadron participated in a raid on Manila attacking a Japanese cruiser. His plane was hit multiple times by anti-aircraft fire. Deen was killed during the battle. The plane's pilot, Lt Robert Cosgrove, managed to return to his carrier, the USS Essex. Both Deen and the plane had been shot up so badly that it was decided to leave him in the aircraft and bury them both at sea.

As the aircraft was parked on the deck with wings folded, sailors of the Essex cut dog tags and took fingerprints from the body of AMM2C Deen in the rear gunner position. Capt. Carlos Wieber, Commanding Officer of the Essex, and her crew, participated in funeral services on the deck. A chaplain conducted services from beside the aircraft, where Deen's remains in the gunner's position have been shrouded.



It is the only time in U.S. Navy history (and probably U.S. Military history) that an aviator was buried in his aircraft after being killed in action. Video of [Loyce Deen's Burial At Sea](#)

Upcoming Events



June 2, 2018 - Annual Model Kit Auction - 12:00 - 4:30 PM - **Regency Square Library.**

June 6, 2018 - Club Meeting - 6:00 - 8:30 PM - University Park Library. Wrap-Up of the "Second Attempt" Theme Build.

June 9, 2018 - Scottcon, The Region 3 Regional Show - 9:00 - 5:00 - Museum of Aviation, Warner Robbins, GA - Sponsored by IPMS, Gen. Robert L Scott - Info: [Scottcon](#)

June 16, 2018 - PAMSCOM, Inaugural Contest & Show - Doors Open 9:00 AM - 421 Platt, Lakeland, FL - Sponsored by Polk Area Model Society - Info: [PAMSCOM](#)

June 20, 2018 - Club Meeting - 6:00 - 8:30 PM - University Park Library.

July 18, 2018 - Club Meeting - 6:00 - 8:30 PM - University Park Library.

August 1, 2018 - Club Meeting - 6:00 - 8:30 PM - University Park Library.

August 1-4, 2018 - IPMS Nationals - Phoenix Convention Center, Phoenix, AZ - Sponsored by IPMS Phoenix, Craig Hewitt Chapter - Info: [IPMS Nationals](#)

August 15, 2018 - Club Meeting - 6:00 - 8:30 PM - University Park Library.

September 5, 2018 - Club Meeting - 6:00 - 8:30 PM - University Park Library. Wrap-Up of the "Anything That Floats" Theme Build.

Sept 14-16, 2018 - Modelpalooza Contest & Show - 9:00AM Sat&Sun - Avanti Resort, 6515 International Drive, Orlando, Florida - Sponsored by IPMS Orlando - Info: [Modelpalooza](#)

September 19, 2018 - Club Meeting - 6:00 - 8:30 PM - University Park Library.

Member of the Year —Top Six

The Member of the Year is a program where points are awarded to members who participate in club events based on the schedule shown below. Points will accrue and the updated totals will be available at the monthly meetings. At the December Holiday Party the member with the most points will receive a printed certificate and their club dues for the next year will be provided gratis.

Category	Description	Points
1	Doing a Demo Presentation Program	5
2	Supporting a MCU outside event or presentation	4
3	Participating in a MCU Theme Build, Display or Contest	3
4	Contributing a Newsletter build or kit review article	3
5	Contributing a Newsletter model tip or referral	2
6	Entering a model in JAXCON	2
7	Referring a person to become a new MCU member	2
8	Referring a person to become a new IPMS member	1
9	Attending a Club Meeting	1
10	Presenting a Show & Tell Item	1
11	Paying your MCU dues on time	1

Member Name	Cat 1	Cat 2	Cat 3	Cat 4	Cat 5	Cat 6	Cat 7	Cat 8	Cat 9	Cat 10	Cat 11	Total
Dave Henk	5	8	6	18	10	2			9	9	1	68
Bob Collado		12	3	12	16	2			7	5	1	58
Steve Betts	5	8	6	12	2				9	9	1	52
Duane Hayes		12	6	3	6	2			8	5	1	43
Jim Stratton		12	6	6		2			8	8	1	43
Alan Zawacki		8	6		4				8	8	1	35

This Month In History by Bob Collado

The events described in this article are taken from the web based site TheHistoryPlace.com which publishes monthly categorical events for general information and education. The purpose of the events presented is solely to offer suggestions to modelers for options to select a new subject to model based on the timeline reference. No attempt or intent has been made to confirm, qualify or correct events presented by the History Place site. Any questions, concerns or historical data challenges should be directed to the History Place web site utilizing the editor feedback link. Thank you.

June 4, 1944 - During WWII in Europe, Rome was liberated by the U.S. 5th Army, led by General Mark Clark. Rome had been declared an open city by German Field Marshal Albert Kesselring amid Allied concerns the Germans might stage a Stalingrad-style defense that would devastate the historic 'Eternal City'.

June 6, 1944 - D-Day, the largest amphibious landing in history, began in the early-morning hours as Allied forces landed on Normandy. Operation Overlord took months of planning and involved 1,527,000 soldiers in 47 Allied divisions along with 4,400 ships and landing craft, and 11,000 aircraft. By the end of the day 150,000 Allied soldiers and their accompanying vehicles had landed with 15,000 killed and wounded.

June 11, 1994 - After 49 years, the Soviet military occupation of East Germany ended. At one time there had been 337,800 Soviet troops stationed in Germany.

June 12, 1898 - The Philippines declared their independence from Spain. The islands were named after King Philip II. Once freed from Spain, the islands were then invaded and occupied by U.S. forces. They became an American colony and remained so until after World War II.

June 14, 1775 - The first U.S. Military service, the Continental Army consisting of six companies of riflemen, was established by the Second Continental Congress. The next day, George Washington was appointed by a unanimous vote to command the army.

June 17, 1972 - Following a seemingly routine burglary, five men were arrested at the National Democratic Headquarters in the Watergate complex in Washington, D.C. A long chain of events then followed in which the president and top aides became involved in an extensive cover-up of this and other White House sanctioned illegal activities, eventually leading to the resignation of President Nixon on August 9, 1974.

June 24, 1948 - Russia began a blockade of Berlin. Two days later the Allies responded with an emergency airlift to relieve two million isolated West Berliners. During the Berlin Airlift, American and British planes flew about 278,000 flights, delivering 2.3 million tons of food, coal and medical supplies. A plane landed in Berlin every minute from eleven Allied staging areas in West Germany. The Russians lifted their blockade of Berlin on May 12, 1949, however the airlift continued until September 30th.

June 25, 1876 - General George A. Custer, leading 250 men, attacked an encampment of Sioux Indians near Little Bighorn River in Montana. Custer and his men were then attacked by 2000-4000 Indian braves. Only one scout and a single horse survived. The humiliating defeat infuriated Americans and led to all out war. Within a year, the Sioux Indians were a broken and defeated nation.

June 25, 1950 - The Korean War began as North Korean troops, led by Russian-built tanks, crossed the 38th parallel and launched a full scale invasion of South Korea. Five days later, U.S. ground forces entered the conflict, which lasted until July 27, 1953, when an armistice was signed at Panmunjom, formally dividing the country at the 38th parallel into North and South Korea.

June 28, 1862 - During the American Civil War, the siege of the Confederate city of Vicksburg began as Admiral David Farragut succeeded in taking a fleet past the Mississippi River stronghold. The siege continued over a year.

MP4-31 McLaren Honda Build **By Steve Betts**



The McLaren MP4-31 was a Formula 1 racer designed by McLaren to compete in the 2016 Formula 1 season. It used the Honda RA616H engine, the second engine developed by Honda since their return to the sport with McLaren in 2015. The MP4-31 is the final McLaren to use the "MP4" prefix following CEO Ron Dennis's departure from the team, and the final McLaren car to use Exxon-Mobil fuel and lubricants since the transfer of Exxon-Mobil sponsorship to Red Bull Racing in 2017. The MP4-31 was the most successful collaboration with

Honda in the turbo hybrid era finishing a distant 6th in the constructor's championship.

Ebbro is one of my favorite Formula 1 car model kit companies and this one fully lived up to my expectations. The kit is well packaged and comes with four tires with silk-screened side-wall detail and reflective mirror stickers. The ten page instruction manual has a brief history of the car and a lot of great illustrations. The paint colors are called out in each step. There is also a page that shows the part layout of all the sprues. This is a curb side kit, so the only drive train included is the portion of the transmission that extends beyond the body work.



The first step is to build up the front monocoque assembly. The steering wheel details can be painted or you can shave off the switches and use the supplied decal. I ended up painting the steering wheel. You then progress to the rear monocoque and engine cover. At this point I painted the entire body assembly with Tamiya TS-40 metallic black spray paint.

Next comes the rear uprights, transmission and exhaust pipes. The rear transmission and the front suspension is added to the monocoque. The front tires look like they should steer but they don't because the streamlined tie-rods do not move. After adding the driver's seat you seal up the entire body with the bottom tray.

Finally you add the front and rear wings, barge boards, camera fairings and mirrors. The last step is to attach the wheels and tires. I gave the wheels a light sanding so that they would look like they had been driven a couple of laps. All the decals fit well and there is even a carbon fiber weave decal for the front wing center section.



This model was really easy to build and did not require any paint masking as the body is all one color. It was the first model I have from the new F1 turbo hybrid era and it's fun to compare with the older generation F1 cars. It turned out great and made a fine addition to my other 33 1/20 scale Formula 1 cars. I have since purchased the new Tamiya Ferrari SF70h from the 2017 season. That will have to wait for a future newsletter build review.



Making concrete bases for models by Dave Henk

I usually make a quick base for my models. I feel this enhances the overall appeal and also provides a nice way to handle the model. These steps will show how I make concrete tarmac's.

Step 1: Size up and layout the model on a base. I cut and rout my own from 1/4" basswood, but any sturdy material will serve the purpose.



Step 2: Cut a piece of Evergreen plastic to size. I use .15-.20 thick sheets.

Step 3: Scribe the expansion joints. I use a Tamiya or Squadron scribe for this.

Step 4: Paint with appropriate color. I usually rattle can Testors Camouflage grey. Any similar light gray will work. You need a flat finish or the chalks will not grip properly.


Step 5: Gently brush pastel chalks on the scribed lines with a soft brush. I use the Doc Smith Weathering Powders, but Hobby Lobby carries inexpensive Earthtone Pastels. The chalks are quite soft and easy to pick up with a brush. All you do is drag the brush of your choice across the stick color to pick up some chalk.

You will also need and an assortment of stiff short bristle dry brush sizes used only for pastel work. Eye makeup brushes work very well.



Step 6: Take a clean dry paper towel and rub the powder into the paint. It's a flat paint so you will not get it all off. No over coat is needed as once the powder is rubbed in it will not come off.

Step 7: Next glue the concrete to the base with a glue that allows you to reposition it. I've used slow CA, acrylic cement, wood glue, and RTV rubber. DO NOT use any glue that expands such as Gorilla Glue for obvious reasons.



Step 8: Now I glue the model to the base with small drops of silicone rubber from a tube applied to the wheel bottoms with a flat screwdriver for precision. The model will stay secure but can be removed later and the rubber peeled if needed.

Next time we'll try some ground and vegetation weathering.

US Navy completes carrier qualification for F-35C by Duane Hayes

The US Navy has completed carrier qualification (CQ) trials of the F-35C Lightning II Joint Strike Fighter (JSF), the service announced in late March 2018.

Aircraft and pilots from Strike Fighter Squadron VFA-125 'Rough Raiders' and VFA-101 'Grim Reapers' performed 140 day and night deck landings aboard the Nimitz-class aircraft carrier USS Abraham Lincoln (CVN 72) in mid-March.



According to the navy, with the GPS-based Joint Precision Approach and Landing System (JPALS) or Delta Flight Path (DFP) now proven and CQ having been achieved, operational testing of the F-35C will begin later this year.



A Navy official speaking under the Chatham House Rule, told Jane's 360 and other defense media that the JPAL system had a tremendous effect on the F-35C's ease of operations at sea. "The DFP advanced landing capability is something that we are finding is revolutionizing our ability to land on the aircraft carrier much more accurately. Naval aviators tend to target the number two or three wire on the flight deck, and with DFP we are able to do this at a phenomenally consistent rate," the official said. Later adding that VFA 101 had zero 'bolters' (aborted landings) when it had conducted earlier ship-landing trials.

The Navy is set to receive 273 F-35C's over the life of the program. To date, VFA-101 and VFA-125 have respectively been chosen as the East and West Coast Fleet Replacement Squadrons. The first operational fleet unit, VFA-147 'Argonauts', is to transition from the Boeing F/A-18E Super Hornet in the near future.



Following the further operational trials to take place aboard USS Abraham Lincoln, the US Navy will declare initial operating capability for the F-35C between August 2018 and February 2019. The first operational deployment for the F-35C is scheduled to take place aboard USS Carl Vinson (CVN 70) in 2020/21.

This article was originally published on Jane's 360 at www.janes.com



MCU Annual Model Kit Auction



Model Kit Auction

Saturday, June 2, 2018

12:00 noon to 4:30 PM

Regency Square Branch Library - Room A

9900 Regency Square Blvd, Jacksonville, FL

GPS Decimal Coordinates 30.326205 -81.5432997

GPS Lat/Lon Coordinates N 30 19.572 W 81 32.598

Model Creations Unlimited is proud to announce our annual Model Kit Auction on Saturday, June 2, 2018 at the Regency Square Library. You don't have to be a member of the club to attend. All modelers are invited to participate. Bring those kits that you will never get around to building and make some money. Or maybe you will find that one kit you have been searching for. So bring a friend and join in the fun.

The auction rules are simple:

Sellers will sign up before the auction begins and will be assigned a number. When the auction starts a number will be randomly drawn and the seller assigned that number will be allowed to auction off up to 10 kits. After all the kits in this lot are auctioned off another number will be randomly drawn and the seller assigned that number will have their opportunity. This will continue until the assigned numbers are exhausted. At that time, and if there is still time, sellers will be offered an opportunity to auction off any remaining kits they may have.

The bidding process will start at \$1.00 and increase by \$1.00 increments until it is sold. The seller may set a higher starting bid if desired, but a reserve price may not be set.

Buyers are required to pay for their purchases as soon as the bidding for each item ends. Cash only will be accepted.


Sellers will receive their monies after all of the items in their lot are sold, minus a 10 percent commission that will be collected by Model Creations Unlimited.

Kits should be complete and unassembled. Any missing parts or pre-assembly should be disclosed before the auction begins. Also any extra resin or photo-etch parts should be annotated.

Directions to the Regency Library are on the next page.

If you have any questions or need any further information please contact:

Duane Hayes, Auction Coordinator
duane.hayes@modelcreationsunlimited.com
904-743-6677
Phone Hours: 9:00 AM - 8:00 PM



Russian Snow Scout
by
Jim Stratton



'90 NASCAR T-Bird in MCU color
by
Alan Zawacki



1969 Dodge Daytona's
by
Dave Shepard



Israeli "Up-Gunned" Sherman
by
Claude Moulton



F-16CJ
by
Joe Hong




1974 Corvette
by
Bill Giles



XFY-1 Pogo
by
Danny Bray



Wolf WR1 Formula 1 Car
by
Ed Johnston



M1A1 in NATO Euro Camo
by
Steve Betts



'65 Impala "Barn-Find" WIP
by
Eric Hicken



German WWII Fighters
by
Wes Woodruff



WWI Fighter WIP
by
Bob Collado

IPMS Information



IPMS/USA is an organization dedicated to the fun of Scale Modeling. Yearly membership includes the IPMS Journal six times a year, which is full of stories of interest on modeling subjects such as aircraft, armor, automotive, ships and figures. There are full listings of IPMS contests and swap meets, hints and tips, and reviews. Being a member also allows members to participate in IPMS/USA sanctioned Regional Contests, and the world-famous National Convention, held every summer. You'll also have access to the online Member's Forum where a wide variety of society and modeling topics are discussed. In addition, many hobby shops offer discounts to IPMS/USA members.

To join IPMS/USA, simply mail in the form below or go to www.ipmsusa.org and click on the Join IPMS/USA button on the right side of the menu banner.

IPMS/USA MEMBERSHIP FORM

IPMS No.: _____ Name: _____
If Renewing First Middle Last
Address: _____
City: _____ State: _____ Zip: _____
Phone: _____ E-mail: _____
Signature (required by P.O.) _____
Type of Membership ☐ Adult, 1 Year: \$30 ☐ Adult, 2 Years: \$58 ☐ Adult, 3 Years: \$86
☐ Junior (Under 18 Years) \$17 ☐ Family, 1 Year: \$35 (Adult + \$5, One Set Journals) How Many Cards? _____
☐ Canada & Mexico: \$35 ☐ Other / Foreign: \$38 (Surface) Checks must be drawn on a US bank or international money order
Payment Method: ☐ Check ☐ Money Order ☐ Credit Card (MC/VISA/DISC)
Credit Card No: _____ Expiration Date: _____
Chapter Affiliation, (if any): _____
If Recommended by an IPMS Member, Please List His / Her Name and Member Number:
Name: _____ IPMS No.: _____

IPMS/USA

Join or Renew Online at: www.ipmsusa.org

P.O. Box 56023
St. Petersburg, FL 33732-6023