



CAMS provides aircraft for National Guard display



Grand Ledge guard members examine model helicopters

A trip to the National Guard Armory in Grand Ledge on February 10 by Brian, Dick, Chris K, Mike O, John and Norm represented the culmination of a project almost a year in the making.

In April, 2025, Dick made contact with then-commander Capt. Stephen Ronan and suggested CAMS create a display for the facility. Capt. Ronan was very interested in the idea and invited Dick to tour. Dick took lots of photos, especially of the unit's Black Hawk and Lakota helicopters, with the goal of having club members replicate those aircraft in scale.

Five members agreed to the challenge.

Continued on page 5



Replica of National Guard Lakota medivac

Brad finds challenges with the RyeField Tiger I




The Tiger 1 engine assembly

Switching up from my normal aircraft modelling, I decided upon a small diorama of a shot up and partially burnt-out Tiger I (my favorite tank). For my plan, I needed a kit with a full interior. Not a lot of choices out there. After some online research, I decided on a RyeField Models (RFM) 1/35th scale late production Tiger I.

To say that the very large box was filled to the brim is a gross understatement. The kit has 26 sprues (one clear, and the total doesn't include

Continued on Page 2



Challenging ejector pins



Visit capitalareamodelerssociety.org or scan the code to see the latest CAMS news and events.

In this issue:

Mutterings from the President

Spring 2026

Mutterings from the President

I'm writing this in the middle of February, and already there's the hint spring is around the corner. It's supposed to hit 50° this week! Is it possible Punxsutawney Phil was wrong?

I don't know about Phil, but I know that the modeling season is heating up. All those projects we've been working on through the dark of winter are starting to see the light of day. 4-M Mayhem is behind us. Semmex is on the horizon. Other shows are coming up in the area, including Ohio and Indiana. IPMS Nationals in Ft. Wayne, once seeming far off, is now right around the corner.

One event that got the season off to a great start Continued on page 4

Brad reviews Ryefield Models' Tiger I

individual track links); the lower hull; 2 PE frets; simulated metal cable; and decals of some of the more photographed late model Tigers. One thing I was immediately disappointed with, however, given that this kit has a full interior, is that there are no decals for the interior. My interior photos show lots of placards and stenciling. Archer Transfers and Peddinghaus Decals (through Ebay) to the rescue!

Upon first examination of the sprues, it is apparent that you're getting more than just your Tiger version. I counted eight gun mantlets (no, that's not a typo), three turret tops, and at least three engines. Clearly, you are getting sprues from the other two main kits (early and mid production, and with and without interiors) because there may be a few parts on that sprue applicable to the late production version. There are going to be A LOT of spares when I'm done.



Another challenging part

You also get one sprue devoted solely to hull parts with zimmerit (all late production Tigers had it). I've always done my own zimmerit (either with Squadron Green or 3M Acryl Blue Glazing Putty, an auto body product that, from its smell, is either the basis for, or is indeed what is Squadron Green). RFM's zimmerit seems to be a bit understated, so I wanted to do my own. Alas, with only one turret in the box (which contains zimmerit) and the hull sides with zimmerit also containing the fender clips, all of which would make it very difficult to grind off the kit zimmerit and do my own, I'm probably stuck with it. I'm not there yet in construction, so maybe I can figure something out to be able to do my own zimmeriting, for at least some of the parts; after all, scale modelling is not supposed to be easy.

In any event, I decided to begin construction by following the instructions and, silly Continued on page 3

CAMS Leadership

Dick Davenport
President

Tony Faust
Vice President

Mike Orris
Treasurer

Chris Klaver
Editor/Webmaster

CAMS Website
capitalmodelerssociety.org

Facebook
www.facebook.com/groups/982624935696306


CAMS meets the first Thursday of every month at 6:30 p.m. at the Judson Memorial Baptist Church, 531 Vernon Ave. Lansing. It also hosts regular build nights at partner locations in the region.

Images from recent CAMS events, members



Jason wins best Gundam at 4M Mayhem

Work happening at the February build night.



Robert's rusty Road Runner



Norm's 3-D printed jeep and ground crew



Henry's latest cyber-punk build



Brad's Tiger Review

me, I started with step 1. In later carefully reviewing the entire instruction book, step 1 is clearly the hardest of the kit because it requires you to construct a latticework of interlocking PE for the hull supports around the axles. To undertake this task, you've gotta be PE great; and I mean shipbuilding PE good. That's not me. So, after gluing the non-interlocking PE in place with CA, I went right to the only step 1 plastic: 4 pieces constituting the pin axles for the running gear return rollers. Simple, right?

Mutterings: Looking forward to some great meetings

was completing our models for the National Guard Armory in Grand Ledge. If you follow our web or Facebook pages, you've seen that CAMS presented a half-dozen helicopters for the unit's display. This was our first community-focused activity and took almost a full year from start to finish. The payoff was in the warm reception we received; in the future, I believe they will ask us to take on some other builds. In the meantime, we've made some new friends and spread the word that CAMS is here.

Thanks to Tony, we have a great list of topics for presentations and "show & tell" for upcoming meetings. We'll learn a lot from one another and enjoy our time together in the process. If you haven't come to visit us, I encourage you to do so. It doesn't matter what your particular area of interest or your level of skill. If you find building any form of model an entertaining way to occupy your mind and time, come and be a part of CAMS. Half the fun of the hobby is being able to share what you do with others who enjoy and appreciate it.

UPCOMING EVENTS

CAMS Meetings

We will meet next on April 2, May 7 and June 4. All meetings are at Judson Memorial Baptist Church, 531 Vernon Ave., Lansing at 6:30 p.m. CAMS also has monthly build/social events at partner locations. Check the CAMS website, capitalareamodelerssociety.org, for times and locations. We look forward to seeing you there.

Shows and Competitions

IPMS Roscoe Turner Indianapolis Invitational

April 4, 2026, 9 a.m. to 4 p.m.

Centennial Hall, Boone County 4-H Fairgrounds, 1300 E. 100 S., Lebanon, IN

General admission: \$5; Unlimited entries: \$10

Model Con 419

April 18, 2026, 9 a.m. to 5 p.m.

Quality Inn Perrysburg, 10621 Fremont Pike, Perrysburg, OH

General admission: \$3, \$10 first three models, \$1 each additional

Theme: Spirit of 1976

Stark Scale Model Show

April 18, 2026, 9 a.m. to 4 p.m.

Tuslaw Jr./Sr. High School, 1723 Manchester Ave. NW, Massillon, OH

General admission: \$4, \$5 first model, \$1 each additional

Theme: 100th Anniversary of MOPAR

SEMEX 2026

April 25, 2026, 9 a.m. to 4 p.m.

Walter F. Bruce VFW Post 1146, 28404 Jefferson Ave., St. Clair Shores

IPMS Warren

General admission: \$5; Contest: \$10 for first three, \$1 each additional

WrightCon 26

Wright Field Scale Modelers

April 26, 2026, 9 a.m. to 3 p.m.

Washington Township RecPlex, 895 Miamisburg Centerville Rd., Dayton, OH

Admission: \$15 (\$12 IPMS members) unlimited entries

Modelrama 2026 by Chopped & Glued Model Club

May 15-16, 2026

Johnson County Fairgrounds, 150 Fairground Rd., Franklin, IN

In conjunction with Hoosier Vintage Wheels Show

Taylor Town Model Car Show

May 23, 2026

22525 Ecorse Rd., Taylor

Tim Ridout Challenge

June 13, 2026

West Michigan Aviation Academy, 5363 44th St, SE, Grand Rapids

CAMS will be working registration and counting contest votes, but please also bring kits to donate for the raffle.

2026 IPMS/USA National Convention

August 5-8, 2026

Grand Wayne Convention Center

120 W Jefferson Blvd., Fort Wayne, IN

Cleveland Model Show

November 1, 2026, 9 a.m. to 4:30 p.m.

Kirtland School Complex, 9150 Chillicothe Rd., Kirtland, OH

General admission: \$5; Five entries: \$10; Unlimited entries: \$15

Motor City NNL

Detroit Area Auto Modelers

November 8, 2026

Macomb Community College Sports and Expo Center, 14500 E. 12 Mile Rd., Warren

National Guard leaders welcome aircraft display




Brian, Dick, Norm, John and Mike present the models they built for the National Guard display.

Wanting something that would honor the Guard members and their service and that they would be proud to display, each member took many months crafting their scale version of the current service helicopters. Some of the adventures in building subjects for this display are recorded on our web page and Facebook pages.

By the time we were done, Capt. Alexander Bur was the commander. We arranged with him to come to the armory and present the models. We brought three Black Hawks and two Lakotas in 1/72nd, 1/48th and

1/32 scales, as well as a Chinook in 1/48th scale.



We were met by Capt. Bur and several of his men, who all spent a lot of time asking us to describe our individual builds and asked many questions about the models and our club. Capt. Bur presented Dick with a very thoughtful framed Certificate of Appreciation. Then SFC



Capt. Bur presents Dick a certificate of appreciation for CAMS' efforts.

Jeffrey Penfield gave a tour of a maintenance hanger, where we saw several Black Hawks and Lakotas undergoing service and major overhauls.

SFC Penfield serves as the unit historian and is interested in adding replicas of craft they have used

in the past. All of us enthusiastically supported the idea of more projects for the armory.

It was a wonderful afternoon and a great opportunity to give back to the community and recognition to the Guard members' service. We were warmly received and the work of our members accepted with appreciation. We look forward to such projects in the future.

Capital Area Modelers Society/IPMS (CAMS)



Application for Membership

(Please print)

Name: _____

Address: _____

City: _____ State: _____ ZIP Code: _____

Email: _____

Phone: _____

Membership level:

Adult (18+) \$20 Youth (<18) \$10 Family \$25

IPMS/USA membership number (if applicable): _____

Not yet joined IPMS/USA? We encourage you to check it out and get the IPMS/USA Journal. More information is posted at <https://www.myipmsusa.org/join-us>.



**Ready to become a member?
Please fill out our application and
bring it to our next meeting. We
encourage you to join our national
organization, IPMS/USA.**

