


Volume 47
Issue 3

March
2018

RICHARD I. BONG CHAPTER



The Newsletter of Milwaukee, Wisconsin's Richard I. Bong Chapter, International Plastic Modelers Society • USA

Officers:

Editor: Jeff Neal,
N50W15770 Maple Crest Ln,
Menomonee Falls, WI 53051,
262-373-0695,
jneal@mcidilldesign.com

President: Paul Boyer
1969 Lakefield Rd, Cedarburg, WI
53012-9110, 414-531-7026,
airflower2@icloud.com

Secretary: John Plzak
2112 W Kimberly, Milwaukee, WI
53221-5061, 414-282-7808,
jplzak@wi.rr.com

Treasurer: Jim Zeske
8228 S. Forest Meadows Dr.
Franklin, WI 53132-8940,
414-529-5208,
p51bmustang@msn.com

Chapter Contact: Jim Erfert
W169 N8924 Hoyt DR #4,
Menomonee Falls, WI 53051
414-526-7160
jim.erfert@gmail.com

The Wingman newsletter is published
monthly by the R.I. Bong Chapter,

Membership is Free

All contents of the Wingman are for
the enjoyment of the members.

Permission to reprint any material
is not required, but please credit
"IPMS Richard I. Bong Wingman."

Deadline for submissions is 10 days
prior to the next "General meeting".

General Meeting Friday, March 9 Water Stone Bank 6560 S. 27th Street
Doors open at 7:00 p.m. Meeting starts at 7:30 p.m.

Business Meeting Wednesday, March 14 at Baker's Square 4900 S. 76th St.,
Meeting begins at 7:00 p.m. • All members are welcome!

Drafted!

I'm currently gathering a collection of about 100 1/72 scale U.S. Military Aircraft of World War II for permanent display at the EAA Aviation Museum in Oshkosh. Of course it will have the usual big stars – I mean you gotta have the Mustang, the Corsair, the B-17, and so forth. But after researching the aviation effort of that war, I was surprised at the sheer number of civil aircraft types that were drafted - ordered into production or borrowed from private owners - for service both at home and in theatre! And we're not just talking airliner types, but hundreds of single- and twin-engined private types from Piper Cub (L-4 Grasshopper liaison aircraft) to Cessna T-50 Bobcat (UC-78 and AT-17), Beech 17 Staggerwing (UC-43 Travelers), Beech 18 (C-45 Expeditors and AT-11 Kansans), Howard DGA (UC-70 and Navy NH-1), Grumman G-21 Goose (JRF), Fairchild Forwarder (UC-61), Spartan Executive (UC-71), and several Stinson and Lockheed designs. Fortunately, all of these are available in 1/72 scale kit form to help tell the story of American aviation in the war effort 75 years ago.

Everybody get ready for the semiannual kit auction at the next meeting, Friday, March 9! These auctions are now our only fundraisers, so bring your wallets and be prepared to bid and win great deals on great kits! Last I heard, we will also have the previously scheduled and postponed "Six-Day War" Shootout sponsored by Dave Schemel and Tom Foti. That will be going on in the kitchen and members will have the opportunity to judge the models. Prizes for the contest will be given out during the auction break.

See you at the meeting!

— Paul Boyer

Upcoming Events Compiled by Jim Erfert

March 3 • Madison, WI

MAD CITY MODELLERS 23rd ANNUAL MODEL SHOW. Madison Labor Temple
1602 South Park St. Madison, WI 53715

March 10 • Indianapolis, IN

25th Annual Roscoe Turner Chapter IPMS Indianapolis Contest & Swap Meet,
Raymond Park Middle School
8575 East Raymond St., Indianapolis, IN, 46239,
9:00 am to 4:00 pm. Phone: 317-600-7463
Email: kriegkafer@hotmail.com

March 17 • Fairmont, MN

IPMS/South Central Modelers Annual Show –
2018 Five Lakes Centre, 308 South State Street,
Fairmont, MN, 56031. 9:00am to 4:00pm,
Contest Chairperson's Name: Dan Bauer, Phone:
507-822-3938, E-mail: cinderjoe@hotmail.com

March 31 • Marquette, MI

Annual Upper Peninsula Scale Model Contest,
Show and Raffle. Peter White Public Library
Community Room from 10am to 4pm
217 N Front St, Marquette, MI 49855
FURTHER INFORMATION: Mark Dryer - 906-
486-6490, Jeff Selesky - 906-226-8103 or
jssel@charter.net

April 7 • Dayton, OH

WrightCon 2018. The Hope Hotel 10823
Chidlaw Rd, Dayton, OH, 45433
Contact: Chris Bumgarner - christopher.
bumgarner@gmail.com (link sends e-mail)

April 7 • Anniston, AL

Phantom Phurball 2018:
60 Years of Phabulous Phantoms!
Anniston City Meeting Center
1615 Noble St, Anniston, AL 36201, William
Nichols, phantomphocus@gmail.com

May 12 • Milwaukee, WI

The U.S. Junior Scale Modeling Team presents the
10th Annual Shep Paine Classic Veterans Show at
the ZABLOCKI VA Medical Center.

(DOMS123) 5000 W. National Ave.
Registration 9_Noon, Judging 1-3, Awards 3 PM
FREE to enter and attend.

May 18 - 20 • Manitowoc, WI

Midwestern Model Ships & Boats Contest and
Display held at Wisconsin Maritime Museum. For
more information call 920-242-4943 or email
wendy.lutzke@gmail.com

June 16 • Crystal Lake, IL

Seventh Annual Northern Illinois Model Contest
(NIMCON 7) 9AM to 5PM, McHenry County
College, 8900 US Hwy 14, Crystal Lake, IL
60012 for more info and updates visit: www.
lakesregionmodelers.com

August 1 • Phoenix, AZ

2:00pm to August 4, 2018 - 10:00pm, IPMS/
USA National Convention 2018, Phoenix
Convention
Center, Phoenix, AZ 100 N. 3rd St, Phoenix, AZ,
85004

November 3 • Oshkosh, WI

21st Annual Winnebago Area Model Classic &
Swap Meet. Oshkosh Hilton Garden Inn,
Exit 116 East from Interstate 41.
For More Information Call Don Molitor 920-420-1430
email WAMClassic@gmail.com
Website WAMClassic.wix.com/wamc

January 19, 2019 • Darien, IL

Planes, Trains and Automobiles Plastic Model Kit
& Model Railroad Swap Meet and Show
Saint John Lutheran Church, 7214 Cass Ave.
Darien, IL, 60561. 9 am to 3 pm, Approximately
6 blocks S. Of I-55 and Cass exit.

Flyers w/maps for these events are sometimes
available at the general meetings or by calling
me. Please take copies only if you plan to attend.
The IPMS/USA website has info on most of these
events. Check it out.

Secretary's Notes by John Plzak

Nine members attended the February business meeting at Baker's Square. We spent some time discussing the situation concerning a club presence on the internet. With our club web site no longer active we discussed the possibility of setting up a Facebook presence as a replacement. Unfortunately no one at the meeting had any clue as to how to go about this and what it would take to maintain. We will be asking for help with this at the general meeting and hope someone there can guide us in the right direction. With the number of hobby shops decreasing all over the country, we need a way to get the information about our club out to those who may be interested in joining, otherwise the club will go the way of the hobby shops and disappear. If you have any suggestions as to how we go about doing this and what it requires please talk to one of the officers.

Planned for the March meeting is the first of our club auctions. Funds raised at this auction go towards maintaining the club and allow us to promote the hobby of scale modeling in many forms. Also at the March meeting will be the delayed February shoot out that

was canceled last month due to the weather. We will take a short break during the auction to allow the members to go and vote on the contest. Remember that the winning model takes all of the entry fees money collected.

In April we will have a theme display of kits manufactured by any of the Eastern Europe model manufacturers. In May we ask you to bring a kit from your "Shelf of Doom" the place where all of the kits that you started and never finished end up (we know you all have some). And in June the theme will be "Their Finest Hour" models of subjects from Dunkirk to the end of the Battle of Britain.

That's it for this month. I'll see you at the meeting.

— JP

2018 Meeting Schedule

Mar	Auction
Apr	Kits from Eastern European Manf.
May	The Shelf of Doom
June	Their Finest Hour

Ed's Car Corner by Ed Doering



Kit Number – 49050830540234 3800

Libertywalk LB.Works Nissan GTR-35

Kit maker – Aoshima

Scale 1/24 Skill Level – 3

Aoshima, a Japanese model company, has regularly produced some finely detailed car models. Most of them can be built factory stock, and most of the kits are of Japanese cars.

Just like some military model makers, Aoshima uses existing molds to create variants. And just as we have Chip Foote, and other car customizers here in the USA, the scene is much the same within Japan.

One of the "hot" Japanese customizers, is Wataru Kato, also known as "Shakotan Koyaji", who is rather famous for his creations of "Works Style" tuner cars, which are very popular in Japan, as well as the USA.

Thus, in conjunction with Libertywalk, Kato was asked to create a customized tuner car/race-look version of the popular Nissan GTR-35.

This is a brand new kit. I just received it yesterday thru a Japanese model importer I

found on the NET. So, let's see what's in the large, tray-like box.

The body is very crisply rendered, and virtually flash free, and comes sealed in its own plastic bag, preventing any damage. The glass is also separately bagged, and the windshield and rear window are nicely joined in one piece. A mask is included for painting the black trim around the windows, as is common today on car models. This bag also contains the decal sheet, which appears to be of Cartograph quality. Markings include the sort of grey sunburst logo as shown on the box art, as well as an assortment of speed product markings.

A small white tree contains the hood, front nose valance, mirrors, and a black tree making up door panels and interior parts.

There are chromed trees for the disc brakes, and headlight housings. The frame is of the one-piece pan type, and includes partial representation of an exhaust system.

Then, there is the tree that has the custom Kato fender bulges, and his special wheels, along with rubber tires.

The interior is of the one-piece, bucket type, with the rear seats molded in place. There are separate front bucket seats. One could easily sand off the mounting point for the passenger front bucket seat, and just install the driver's seat, and perhaps construct a small roll cage, to convert this kit to more of a race car. There's also a crisply molded one-piece dash.

The instruction booklet is the usual fold-out type, and on the first inner page, are crucial notes concerning removal of parts of the front and rear fender curves, to allow for the kit's custom Kato fender bulges. A to-scale template pattern is given, which can be cut out, and applied to the actual body, to mark off the areas to be removed. The templates are for the left and right sides of the car, as well as a template for removing a small portion of the front of the frame pan.

Upon looking over the body, I wonder if

removal of the fender curves is really necessary, one could adapt the Kato fender bulges perhaps without these removal steps? Test fit, and see.

All the paints needed for this car are those that can very easily be obtained at any good hobby shop.

A decal placement guide is included as well. Next, is a small map showing what portions of the middle of the frame pan are to be painted.

There are 22 assembly blocks to complete this model. Each block deals with a minimum of parts to make progress and assembly easy.

The first and second blocks deal with the front and rear upright shocks, which should be detail painted, along with the disc brakes and their calipers, and the stub axle pins. Pay attention to the way the individual right and left front and rear shocks are done up.

In block 3, the parts we constructed in blocks 1 and 2 are mated with small metal springs, and then glued to the frame pan, after the frame pan has been detail painted.

Block 4 concerns mounting the inner wheels with the custom front part of the wheels and tires. Be SURE to use the polycaps.

For those who may not like the wheels contained in the kit, I'd refer you to pickup Aoshima's BBS Type RSII 17 inch wheel set (#4905083052419 – 1000). This wheel set comes with a nice satin plating, and looks GREAT! They can be found on the NET.

Also, perhaps you'd like to add a custom wing to the car? If so, pickup Aoshima's wing set # 113/030226-1000. You get 2 types of wings in this set. Both look great!

Block 5 deals with attaching the rear shocks, and making up the rear wheel/tires assembly.

Block 6 covers adding the "tuner" exhaust system, with exhaust tips, as well as adding the wheel/tire assembly, and a cover plate. I'd leave it off to show frame detail.

Block 7 concerns the dash, and steering wheel. Decals are included for the dash, a nice

touch!

Block 8 is all about the interior bucket. A cover's added to the console, and the shifter and hand brake are added. Masking off and painting the seat pattern will "pop" this interior. However... no glue-on seat belts, or belt decals are in this kit.

In block 9, the interior side panels are added, as well as the front bucket seats.

Block 10 concerns adding the one-piece windows, after they've been masked to paint the black window trim. Then, the rear view mirror is added, and the windows are then placed into the body. Next, the body gets the outside mirrors, and a rocker panel strip.

In block 11, the radiator pieces are mated to the nose valance, and in block 12, the front body valance, and diffuser strip are added to the body.

Block 13 is all about getting the headlights built up. A note is added to pay attention to the direction of each light assembly. And a decal's added to the inner portion of the headlight assemblies.

With that done, we move on to adding the splitter supports to the nose of the car, and our light assemblies are added as well.

This takes us to block 15, wherein we deal with the making up of the tail lights. Once done, they're added to the rear valance, which then gets added to the body, in block 16.

If you don't want to add one of the wings I mentioned, you can just add the rear spoiler that's given in the kit in block 17, along with the rear license plate.

Block 18 is the block in which the Kato front fender bulges are added, with block 19 covering the rear fender bulges. Pay close attention to the noted areas for placing these bulges on the body. Test fit them first, before gluing.

In block 20, the completed body gets added to the completed frame, and block 21 has us add more diffusers.

Finally, in block 22, the windshield wipers, and hood pieces get added to complete the model. There is no engine in this kit, so one wonders why the hood wasn't molded to the body?

While hunting on the NET, I found some nice decals for the HIS Advan Kondo GTR-35. The decal sheet is DC-24005, for the 2009 HIS Advan Kondo car from the Super GT 2009 series – Round 1. The decals are for a silver and blue paint scheme. These decals are made in Taiwan, and can be found via going to: <http://www.aclub-models.com> They seem to be hi-quality decals.

This all new kit appears to be easy to build, the only problem area is dealing with the Kato fender bulges. It is NOT for a beginner, and is intended for the skilled advanced modeler.

While no Skill Level is listed on the box, I'd rate it Skill Level 3, and give it a 9.5, only because of minor difficulty in placing the Kato fender bulges.

The box art depicts the car in a sort of pearl light blue, with the grey sunburst decals, and speed product logos. It's a very aggressive appearing car, and will make a nice addition to any collection, especially if you like Japanese "tuner" type cars. Grab one, and have fun!

—ED

There were 29 model Information cards filled out. Please make sure you fill out the Model Information cards. **Please fill them out clearly.** I enter what I can read and my eyes aren't what they used to be. **Also please leave them on the display table.** The format of this list is: Modelers name, Item being displayed, Kit Manufacturer and Scale.

*Editors Note: In an effort to show more club models I have added more pages of finished models.
If you do not see your model it is because I could not see the name card associated with the model in the photo.*

John Clancy Groot and Rocket ? ?, AK47 Hoborginc 1/1
Ed VanBrabant Hawker Huricaine Hasegawa 1/48
Paul Boyer Sacred Cow VC-54C revell 1/72, R-4B MPM 1/72, JRF-5 Goose Czech Master 1/72
Mike Klessig B-25J Mitchell Hasegawa 1/72, Porsche 908LH Fisher Models 1/24
Jeff Neal B-25J Mitchell Revell 1/48
Pat Hahn U.S. M5 Stuart Tamiya 1/35, Color Fantasy/Colorline Revell 1/1200
Jeff LaMott Graveyard Reunion Kit Kong 1/8
Joe Frischmann Multiple Tanks Timiya 1/35
John Merrick German Artillery ? 1/144
Greg Waldo UH-1C Huey HobbyBoss 1/48
Chris Oglesby P-51D Zoukie Maru 1/32, A-10A wrathog HobbyBoss 1/48, F4U-4 Trumpeter 1/32, P-51B Accurate Miniatures 1/48, La Ferrari Tamiya 1/24, Ferrari Fxxk Tamiya 1/24, AH-6 Little Bird Kitty Hawk 1/35
Aaron Skinner Millinium Falcon Bandai 1/144
Ed Doerring 1965 Dodge Coronet Polar Lights 1/25
Vic Rood 36 Ford Roadster AMT 1/25, 36 Ford Coupe AMT 1/25
Al Jones P-51D Airfix 1/48, P-51D Meng 1/48, (2) P-51D ? 1/48



Jeff Neal B-25J Mitchell Revell 1/48



Paul Boyer Sacred Cow VC-54C revell 1/72



Mike Klessig B-25J Mitchell Hasegawa 1/72



Ed VanBrabant Hawker Huricaine Hasegawa 1/48



Chris Oglesby P-51B Accurate Miniatures 1/48



Chris Oglesby F4U-4 Trumpeter 1/32



Chris Oglesby P-51D Zoukie Maru 1/32



Chris Oglesby A-10A wrathog HobbyBoss 1/48



Al Jones P-51D Airfix 1/48



Al Jones P-51D Meng 1/48



Al Jones P-51D ? 1/48



Al Jones P-51D ? 1/48



Paul Boyer JRF-5 Goose Czech Master 1/72



???



Joe Frischmann Multiple Tanks Tamiya 1/35



Joe Frischmann Multiple Tanks Tamiya 1/35



Joe Frischmann Multiple Tanks Tamiya 1/35



Pat Hahn U.S. M5 Stuart Tamiya 1/35



John Merrick German Artillery ? 1/144



Mike Klessig Porsche 908LH Fisher Models 1/24



Ed Doerring 1965 Dodge Coronet Polar Lights 1/25



Chris Oglesby Ferrari Fxxk Tamiya 1/24,



Chris Oglesby La Ferrari Tamiya 1/24




Vic Rood 36 Ford Roadster AMT 1/25



John Clancy Groot and Rocket ? ? Paper



Jeff LaMott Graveyard Reunion Kit Kong 1/8




Vic Rood 36 Ford Roadster AMT 1/25, 36 Ford Coupe AMT 1/25



John Clancy AK47 Hoborginc 1/1 Paper



Greg Waldo UH-1C Huey HobbyBoss 1/48




Aaron Skinner Millinium Falcon Bandai 1/144



Chris Oglesby AH-6 Little Bird Kitty Hawk 1/35



Paul Boyer R-4B MPM 1/72



Pat Hahn Color Fantasy/Colorline Revell 1/1200

Please support our local Hobby Shop friends!

Model Empire

7116 W Greenfield Ave
West Allis, WI 53214-4708
(414) 453-4610
www.modelempireusa.net

HobbyTown USA

1704 S 108th St, Milwaukee, WI 53214
(414) 771-5215
htuwestallis@sbcglobal.net

Happy Hobby

7125 N 76th St
Milwaukee, WI 53223-5007
(414) 461-6013
www.happyhobby.com
see our other greater Milwaukee locations

Adventure Game & Hobby

248 Maple St
Waukesha, WI 53186
(262) 548-9177
www.adventuregamesplus.com

WANTED

Any and all model military kits. If you have come to the conclusion that you will never have time to build all of your kits, now is the time to turn those unwanted kits into cash. I'm a dealer that needs inventory for kit shows. I'm only interested in complete, unbuilt examples. Thanks — Pete Gitzel

262-895-2975 home • grizzly3@wi.rr.com • 414-331-3339 cell

Military Collectibles Shop

9106 W. Greenfield Ave
West Allis, WI 53214
(414) 727-1190
militarycollectorsHQ.com

IPMS/USA MEMBERSHIP FORM

IPMS No.: _____ Name: _____
If Renewing First Middle Last

Address: _____

City: _____ State: _____ Zip: _____

Phone: _____ E-mail: _____

Signature (required by P.O.) _____

Type of Membership ☐ Adult, 1 Year: \$30 ☐ Adult, 2 Years: \$58 ☐ Adult, 3 Years: \$86

☐ Junior (Under 18 Years) \$17 ☐ Family, 1 Year: \$35 (Adult + \$5, One Set Journals) How Many Cards? _____

☐ Canada & Mexico: \$35 ☐ Other / Foreign: \$38 (Surface) Checks must be drawn on a US bank or international money order

Payment Method: ☐ Check ☐ Money Order

Chapter Affiliation, (if any): _____

If Recommended by an IPMS Member, Please List His / Her Name and Member Number:

Name: _____ IPMS No.: _____

IPMS/USA

Join or Renew Online at: www.ipmsusa.org

PO Box 56023

St. Petersburg, FL 33732-6023

Boris Ilchenko is selling
off his current collection of 1/72 kits.
If interested, please contact him at:

ilchenko@gmail.com