


Volume 48  
Issue 7

July  
2019

RICHARD I. BONG CHAPTER



*The Newsletter of Milwaukee, Wisconsin's Richard I. Bong Chapter, International Plastic Modelers Society • USA*

**Officers:**

**Editor:** Jeff Neal,  
N50W15770 Maple Crest Ln,  
Menomonee Falls, WI 53051,  
262-373-0695,  
jneal@mcidilldesign.com

**President:** Paul Boyer  
1969 Lakefield Rd, Cedarburg, WI  
53012-9110, 414-531-7026,  
airflower2@icloud.com

**Secretary:** John Plzak  
2112 W Kimberly, Milwaukee, WI  
53221-5061, 414-282-7808,  
jplzak@wi.rr.com

**Treasurer:** Jim Zeske  
8228 S. Forest Meadows Dr.  
Franklin, WI 53132-8940,  
414-529-5208,  
p51bmustang@msn.com

**Chapter Contact:** Jim Erfert  
W169 N8924 Hoyt DR #4,  
Menomonee Falls, WI 53051  
414-526-7160  
jim.erfert@gmail.com

The Wingman newsletter is published  
monthly by the R.I. Bong Chapter,

Membership is Free

All contents of the Wingman are for  
the enjoyment of the members.

Permission to reprint any material  
is not required, but please credit  
"IPMS Richard I. Bong Wingman."

Deadline for submissions is 10 days  
prior to the next "General meeting".

**General Meeting Friday, July 12** Water Stone Bank 6560 S. 27th Street  
Doors open at 7:00 p.m. Meeting starts at 7:30 p.m.

**Business Meeting Wednesday, July 17** at Baker's Square 4900 S. 76th St.,  
Meeting begins at 5:30 p.m. • All members are welcome!

## It's a Ford!

When I was growing up in Buffalo, there was always a Chevy in our garage out back. Dad had a two-tone green, 1949, or '50, or '51 Bel Aire back then – don't remember which year. But BEHIND our garage was a warehouse that stored Fords for the dealership on the corner of Lafayette Avenue and Main Street. And before the new models were unveiled in September, they were visible through a dusty window in the back of that warehouse. I remember, vividly, reporting to my friends on the ground as I teetered on the old step ladder we had propped against the warehouse wall, that the new Thunderbird had not two, but THREE tail lights on each side! Wow! And what's that? The new "compact" car - the Falcon! And check out the roofline of the "Starliner"! Ford aficionados will know that this was September 1959. I was 10 years old and I was gawking at the space-age lineup of 1960-model-year Fords. So although I've never owned a Ford, they have always been close by as my wife, Mom, step dad, and twin sister have been Ford drivers for decades.

And I'll bet you have built a Ford model or two (or more) in those decades. So bring 'em to the July 12 meeting. It's Ford Night! And don't forget, there were Ford airplanes, too! One of the early airliners, the Ford Tri-Motor, is a classic, and don't forget the little Ford Flivver. Military vehicle builders probably have their share of Ford Mutts to show, too!

We're still looking for volunteers to serve as club officers. Look at it this way: if you're the only candidate, you won't have to campaign! The current officers are ready to explain the current duties of each office to anyone interested. There's not a lot of work required, but we need members who can commit to steady attendance at the meetings, blend new ideas and old customs, counsel young beginners and old experts, and enjoy the smooth continuation of one of IPMS's best chapters! Step up!

— Paul Boyer

## ***Upcoming Events*** Compiled by Jim Erfert

### **July 19-20 • Menomonee Falls, WI**

Civil War weekend, Menomonee falls historical park,  
corner of Pilgrim and HWY Q

### **July 27-28 • Milwaukee, WI**

Milwaukee Air & Water Show  
Milwaukee Lakefront

### **August 1-11 • West Allis, WI**

WISCONSIN STATE FAIR  
State fair Park

### **Aug 4 • Crystal Lake, IL**

GTR Summer NNL, Algonquin Township Building,  
Crystal Lake IL

### **August 7-10 • Chattanooga, TN**

IPMS/USA Nationals, Chattanooga Convention Center 1150  
Carter St., Chattanooga, TN, 37402 Michael Moore, 423-  
596-5130, mmoore1132@gmail.com

### **September 21-22 • Rockford, IL**

WW2 reenactment  
Guiford Rd. Midway Village, Rockford IL.

### **September 28-29 • Greenbush, WI**

Civil War reenactment  
Wade House, Greenbush, WI

### **Sep 28 • Inver Grove Heights, MN**

Nordic-Con 2019  
Veterans Memorial Community Center Inver Grove  
Heights, MN robertmaderich69@hotmail.com

### **October 11-12 • Schaumburg, IL**

MMSI Chicago show 2019  
Chicago Marriott Schaumburg, 50 N. Martingale Rd.  
Schaumburg, IL 60173

### **October 26 • Oshkosh, WI**

Winnebago Area Model Classic, Scale Model Show &  
Swap Meet. Hilton Garden Inn – Oshkosh, 1355 West  
20th Ave. Oshkosh, WI  
www.facebook.com/wamclassic, wamclassic.wixsite.  
com/wamc/, wamclassic@gmail.com

### **October 26**

Winnebago Area Model Classic Theme:  
50 Years of the Silver Screen. Auto Challenge  
Class: GT 2 GTO WAMClassic@gmail.com, www.  
WAMClassic.wix.com/wamc, www.facebook.com/  
WAMClassic

### **November 3 • Milwaukee, WI**

Scale Auto Hobby & Toy Show Serb Hall, Milwaukee  
WI www.uniqueeventsshow.com

Flyers w/maps for these events are sometimes  
available at the general meetings or by calling me.  
Please take copies only if you plan to attend. The  
IPMS/USA website has info on most of these events.  
Check it out.

*Jones' Ramblings* by Al Jones

Sick! Cold and chest congestion! Sleep all day long and all night. Dreams! Have any of you ever thought about how to do bullet holes on 72nd, 48th, 32nd, and 24th scale models? Aircraft skin is mostly aluminum; and it is thin. Bullets must dent the metal before penetrating. Straight on? Or at an angle? What does the dent look like? On paint? On bare metal? What size holes do the bullets make in various scales?

My latest project now about a month WIP is this "car door". My plan, once I get towards finishing this model near the end of the year, is to put a couple of bullet holes in it. Wish me luck!

— Al





## *Secretary's Notes* by John Plzak

Eight members attended the June business meeting. Once again since the agenda is pretty much set for the rest of the year, the main topic of discussion was our upcoming elections. We hope there are some individuals out there that are giving serious consideration to running for office. None of the jobs are difficult, but they do require a bit of commitment. Hey if the three of us were able to do it all these years it can't be that difficult.

The theme for July will be Fords. Anything made by the Ford motor company fits the theme. Besides cars, Ford also made some airplanes, and some military vehicles. August will be uniform night. Some members are bringing (or wearing) actual uniforms and militaria in for display. Don't have any of that, well bring in a model instead. Of course August is also the month for the IPMS National Convention in Chattanooga, TN. In fact the convention is the same night as the meeting, so don't be surprised if several members aren't present. Of course September should be our second club auction for the year as well as nominations for club officers.

That's it for this month. See you at the meeting and happy modeling!

— JP

### **2019 Meeting Schedule**

|      |                                      |
|------|--------------------------------------|
| July | Fords (Autos, Trucks, and Airplanes) |
| Aug  | Bring your Uniforms                  |
| Sep  | Auction, Nomination of officers      |
| Oct  | Election of Officers                 |
| Nov  | Annual Club Contest                  |
| Dec  | Christmas party, awards presentation |

## *Ed's Car Corner* by Ed Doering



Kit Number: 38531

AMT/ERTL 1934 Ford Early Modified

Scale: 1/25

After WW2, returning soldiers came home with a strong craving for speed, and they found an outlet for that craving on many short 1/4 mile dirt "bull ring" ovals throughout the USA. There were plenty of cheap or junkyard pre-war coupes and sedans available, and Ford's

early flathead V-8s proved a good, reliable powerplant. "Moonshine" runner cars and drivers soon changed from "haulin' shine" to semi-organized racing on dirt tracks.

By the late 1950s, and thru the 1960s into the 1970s, the modifieds had evolved from the stock coupes and sedans, to become cut down versions, using hi-powered modern V-8 motors, with fuel injection or multi carbs, fed with alcohol fuel.

Some of the greatest short track racing in Wisconsin could be found at Cedarburg, Beaver Dam, Hales Corners, Slinger, Wilmot and a 1/4 mile oval at Wisconsin State Fair Park. A race fan could literally go to a race every night of the week through the Spring to Summer months annually. Fans could cheer on exciting drivers

with names like Miles "The Mouse" Melius, Fuzzy "The Hound" Fassbender, Ken "Tweety Bird" Tloughan, & Billy "The Cat" Johnson.

A Roman Catholic priest named Fr. Dale Grubba, has written a fascinating book – "The Milwaukee Modified Era", recording short track modified racing from 1959- 1973, on these Wisconsin tracks. The book is available from [www.coastal181.com](http://www.coastal181.com). This book's a MUST for anyone like me who spent their teen years watching weekly modified racing at any of the aforementioned tracks. My dad and I were regulars at the Thursday night races at the West Allis Fair Park up until the time I entered the USAF in 1966.

While a teen, I remember writing Bud "The Kat" Anderson, a member of the old AMT design team, a letter with a drawing of what a "Milwaukee Modified" looked like, & asking AMT to produce modified kits.

That letter took quite a while to be answered, but a few years ago, AMT/ERTL released a series of "Early Modified" kits, depicting various coupes and sedans of the type that raced on the Eastern tracks of the USA. While not exact copies of the kinds of modifieds that raced in the "Milwaukee Era" shown in Fr. Grubba's fine book, they are a good starting point to attempt to build a modified that resembled those great cars that thundered around Milwaukee Era tracks. One of those kits is the AMT/ERTL 1934 Ford Coupe Early Modified. Let's take a look at this great kit.

The kit comes in the standard square box, and upon opening it, you'll easily find the usual fold out instruction sheet. There are 12 assembly blocks you will go through to build this simple Skill Level 2 kit.

As noted, the kit builds into a model of an East Coast type modified of the 1960s to early 1970s, but with a little imagination, and simple tools, skills, & parts found in other kits, one can come very close to building a Milwaukee Modified.

Assembly starts with building up a rather "generic" wheel assembly for the model. The wheels appear to be the mid-1960s "Weld"

slotted dirt track type. While accurate, you can easily obtain a far better looking wheel set up by going to Southern Motorsports Hobbies on the Net, and ordering their W5 60-70 "Wide 5" 11 inch dirt track wheels. They also sell the correct McCreary and Hoosier tires, which were the premium choice of tires available to dirt trackers in the Milwaukee Modified Era. You want part STM – Square Tread McCreary style dirt tires. The wheels have the large reinforced hub that was used on modifieds, and they sure look great, along with the square tread tires.

Assembly then goes on to building a rather generic looking motor. Decals in the kit suggest you're building up a 427 or 428 Ford wedge head engine. By the way... there are NO chrome parts in this kit. Everything's molded in light gray plastic, in keeping with the "look" of the early modifieds that were very Spartan in appearance. These cars were strictly built for all "go", with very little "show" qualities.

The motor in the kit features a single 4-barrel intake manifold, for a single 4-barrel carb. That's correct for late 1960s, early 1970s East Coast modifieds. However, by simply using kit bashing, one can come up with a set up that was used on the Milwaukee Era modifieds.

The "hot" motor of choice for a Milwaukee Modified was the 327 Corvette or Chevy motor, and a fuel injection set up. There are many kits out there that feature good fuel injectors. If you like the angled or slanted inward injector set up, simply use the injector set up in the AMT 1939/40 Ford Sedan kit. The "standard" Hilborn injector set up can be found in either the AMT "Double Dragster" kit, which also has the Chevy motor, or you can use the set up from the Revell Tommy Ivo "Show Boat" kit with the four Buick 401 "Nailhead" motors. If you wish to use injectors with air filters on them, a good choice is the set up off any of the Monogram/Revell Sprint Car kits.

But, as the word "modified" implies, many modifieds also ran exotic multi-carb set ups, featuring three, or six 2-barrel carbs, or dual four barrels. A nice six Stromberg 2-barrel set up can be found in the AMT 1936 Ford Coupe

kit. However, blowers were not allowed on Milwaukee Modifieds. There are many kits with dual four barrel set ups too. So, your choice of injectors or carbs is pretty much wide open.

The kit comes with headers going into a tubular collector pipe. The problem there is that the collector is two pieces, & after gluing them together, you'll have an unsightly seam. To correct this, simply get some plastic tubing, and form your own collector. You can also use just about any straight pipe set up found in many dragster kits, or hot rod kits.

The kit also includes the square section box frame rail chassis, with leaf spring type rear end set up, and a sort of quick-change rear end, and I-beam type front axle with coil-over front shocks. That's all pretty typical of the way Milwaukee Modifieds were built.

The interior is extremely spartan, just the simple essentials – a firewall, and plate type floorboard set up, with a plate trunk separation wall. You also build up a real simplistic roll cage, which has some nice padding on it, a simple steering wheel, fire bottle, race seat with molded in belts, and floor shifter makes up the simple interior. A battery is included as well.

Modifieds ran "booger" & "nerf" bars which replaced stock bumpers. They're given in the kit, and if you don't like the kit-given booger and nerf bars, you can get inventive and make up your own from simple plastic tubing.

Modifieds also ran a protective front cage of wire mesh around the radiator, to prevent rocks or dirt from becoming imbedded in the radiator. There is no protective cage for the radiator given in the kit. But, there are several types of thin, plastic wire screen or mesh available at craft stores like Michael's, or you can get it on-line. Gardeners also use plastic mesh screen to pot plants, so you might find it from those sources too.

The windshield and all glass were removed from modifieds, and again, wire screen/mesh was used as a means of protection replacing the front windshield. By consulting photos in Fr. Grubba's book, you can see what was used on Milwaukee Modifieds.

Getting back to wheels and tires, Milwaukee Modifieds" ran what was called a "pony wheel". Looking at the modified from the front straight on, the far right wheel was smaller than the rest of the wheels on the car. This aided in cornering on the tight little ¼ mile dirt tracks these cars roared around, often on three wheels when cornering. To replicate a "pony wheel", simply use a smaller wheel and tire from your parts box on the far right side of the car, looking at the car straight on.

The kit gives you a pretty nice decal sheet, with some #28s with cool 1950s scallops, plus an assortment of number decals, and speed equipment logos.

The old coupes and sedan bodies that were used were often cut down to a smaller size than the stock body dimensions. Sectioning of the body was allowed to arrive at a very compact body. The kit gives you a one piece typical "cut down" type 1934 Ford 3-window coupe body shell. However, there are no rear body side protectors. The sides of the rear parts of the chassis are left exposed. One will have to make their own side plates to fill this area in, from simple sheet plastic.

If you don't like the kit decals, you can find some really cool looking numbers from Slixx decals on-line. Just look through their vast assortment of sprint car decals. The sprint car decals are sized right to easily fit the modified kit bodies.

Paint schemes are wide open, you can paint your modified virtually any color and scheme of your choice.

So, there you have it... another great starter kit to fairly closely build a modified that was raced in the "Milwaukee Modified Era". Pick up Fr. Grubba's great book, and one of these kits from Model Empire, or from several on-line sites, or Ebay. Have fun, and good building!

—ED

There were 50 model Information cards filled out. Please make sure you fill out the Model Information cards. **Please fill them out clearly.** I enter what I can read and my eyes aren't what they used to be. **Also please leave them on the display table.** The format of this list is: Modelers name, Item being displayed, Kit Manufacturer and Scale.

**Jim Zeske** M42 Duster AFV Club 1/35

**John Plzak** Puma Rye Field 1/35

**Mike Scharf** Stryker Dragon Panda 1/35

**Art Giovannoni** British Universal Carrier MKII Tamiya 1/35, M8 Howitzer Motor Carriage Tamiya 1/35, Leichter Panzer-spahwagen Tamiya 1/35, M-18 Tank Destroyer Academy 1/35

**Paul Johnston** Auto Zam AZ-1 Aoshima 1/24, 1966 Nissan Silvia Aoshima 1/25

**John Werwie** Willy's Jeep Tamiya 1/35

**Andy Keyes** Beaufighter Revell 1/48, Bristol Blenheim Airfix 1/48

**Ed Doering** Ford GT-40 Testor's 1/24, Peugeot-LeMans Airfix 1/24, Porsche 911-GT-2 Tamiya 1/24

**John Clancy** Indian Peafowl Ikuo Amazawa ?, Strv fm/21 World of Tanks 1/50, Electrospheric Ray Gun Ray O'Bannon 1/1

**Phil Pignataro** ATR-42-500 Italeri 1/144, Sd Kfz 222 Dragon 1/72

**Chuck Davis** Colosseum Italeri 1/500, Wellington Mk IC Airfix 1/72, Halberstadt CL II Wingnut Wings 1/32, Redstone Horizon 1/72, SNCASE Mistral Special Hobby 1/72

**Al Jones** Percival Proctor Dora 1/48, Ki-44 "Tojo" Otaki 1/48, Tiger I Dragon 1/35, DC-3 Minicraft 1/144, B5N1 Hasegawa 1/48

**Chris Cortez** Humming Bird Miniart 1/35

**Paul Boyer** F3H-2 Demon Sword 1/72

**Russ Collins** M4 Sherman Dragon 1/35, M48 Revell 1/35

**Jay Wichmann** U-505 Capture Mixed 1/700

**Doug Chaltry** Sd Kfz 251/20 Hasegawa 1/72, ISU-122 PST 1/72, T-55 ACE 1/72, M4A4 Sherman Dragon 1/72

**Chris Ogelsby** Ki-64 Tamiya 1/48, A6M2b Zero Tamiya 1/32, Ki-43 Hasegawa 1/32

**Dennis Tennant** Marder III M Tamiya 1/35, CMP 60L Truck (captured) Mirror Models 1/35

**Randy Dieck** P-47D Tamiya 1/48

**Jeff LaMott** Bettie in Orbit Screaming 1/4

**David Rotgers** 1969 Road Runner JoHan 1/25, ? Trumpeter 1/35

**Vic Rood** 1937 Ford Coupe Revell 1/24

**George Plew** Panther-D Tamiya 1/35

**Jim Erfert** Pfalz D. Ila Wingnut Wings 1/32

**Gregory Waldo** British Centurion Mk III Tamiya 1/35



**Andy Keyes** Beaufighter Revell 1/48



**Chris Ogelsby** Ki-64 Tamiya 1/48



**Chris Ogelsby** A6M2b Zero Tamiya 1/32



**Chris Ogelsby** Ki-43 Hasegawa 1/32





**Chuck Davis** Halberstadt CL II Wingnut Wings 1/32



???



**Paul Boyer** F3H-2 Demon Sword 1/72



**Chuck Davis** SNCASE Mistral Special Hobby 1/72



**Al Jones** B5N1 Hasegawa 1/48



**Al Jones** Ki-44 "Tojo" Otaki 1/48



**Jim Erfert** Pfalz D.11a Wingnut Wings 1/32



**Al Jones** DC-3 Minicraft 1/144





**Chuck Davis** Wellington Mk IC Airfix 1/72,



**Al Jones** Percival Proctor Dora 1/48



**Randy Dieck** P-47D Tamiya 1/48



**John Plzak** Puma Rye Field 1/35



**Mike Scharf** Stryker Dragon Panda 1/35



**Art Giovannoni** Leichter Panzerspahwagen Tamiya 1/35



**Art Giovannoni** M-18 Tank Destroyer Academy 1/35



**Gregory Waldo** British Centurion Mk III Tamiya 1/35





**Doug Chaltry** ISU-122 PST 1/72



**Doug Chaltry** T-55 ACE 1/72



**Doug Chaltry** M4A4 Sherman Dragon 1/72



**Dennis Tennant** Marder III M Tamiya 1/35



**Art Giovannoni** M8 Howitzer Motor Carriage Tamiya 1/35



**Art Giovannoni** British Universal Carrier MKII Tamiya 1/35



**Jim Zeske** M42 Duster AFV Club 1/35



**Russ Collins** M4 Sherman Dragon 1/35





**Russ Collins** M48 Revell 1/35



**Doug Chaltry** Sd Kfz 251/20 Hasegawa 1/72



**Al Jones** Tiger I Dragon 1/35



**Phil Pignataro** Sd Kfz 222 Dragon 1/72



**John Clancy** Strv fm/21 World of Tanks 1/50



**Dennis Tennant** CMP 60L Truck (captured) Mirror Models 1/35



**David Rotgers** ? Trumpeter 1/35




**George Plew** Panther-D Tamiya 1/35 (WIP)





**Ed Doering** Porsche 911-GT-2 Tamiya 1/24



**Ed Doering** Ford GT-40 Testor's 1/24



**Ed Doering** Peugeot-LeMans Airfix 1/24



**Paul Johnston** Auto Zam AZ-1 Aoshima 1/24



**Paul Johnston** 1966 Nissan Silvia Aoshima 1/25



**David Rotgers** 1969 Road Runner JoHan 1/25




**Vic Rood** 1937 Ford Coupe Revell 1/24



**Chuck Davis** Colosseum Italeri 1/500,






**Jay Wichmann** U-505 Capture Mixed 1/700



**John Werwie** Willy's Jeep Tamiya 1/35



**John Clancy** Indian Peafowl Ikuo Amazawa ?



**Chris Cortez** Humming Bird Miniart 1/35



**John Clancy** Electospheric Ray Gun Ray O'Bannon 1/1



**Chuck Davis** Redstone Horizon 1/72



**Jeff LaMott** Bettie in Orbit Screaming 1/4



# WAS IT OVER WHEN THE GERMANS



Mike  
Mattheiss

AUGUST  
7-10

## BOMBED PEARL HARBOR?

### NOOGA NATS



### 2019 NATIONAL CONVENTION

CHATTANOOGA  
TENNESSEE

"Mikey" & "Vanderhoff" Characters  
© 2018 Michael Mattheiss. All rights reserved.

[www.ipmsusanationals.com](http://www.ipmsusanationals.com)

[mmoore1132@gmail.com](mailto:mmoore1132@gmail.com)





USAF F-22 RAPTOR  
DEMO TEAM ADDED TO  
2019 MILWAUKEE AIR &  
WATER SHOW LINEUP!  
Reserved Seating still available!  
Please visit  
[www.milwaukeeairshow.com](http://www.milwaukeeairshow.com)



UNITED STATES AIR FORCE

*Thunderbirds*

*July 27-28, 2019*

*2019 Performers*

[Milwaukeeairshow.com](http://Milwaukeeairshow.com)



# WANTED

## Plastic Model Cars

Built or Unbuilt



Also looking for Milwaukee Road Railroad Items  
And Milwaukee Area Streetcar Memorabilia




*Give Me a Call and  
Clean Out Your Attic*



**RICK 414-762-0611**




# **ALL NEW MILITARY COLLECTIBLES SHOP**



**NEW  
STUFF**

**SAME  
GUYS**



**NEW  
LARGER  
STORE**

**MORE  
ROOM**

**MORE  
FUN**

**NEW LOCATION**

**9707 W. GREENFIELD AVE.  
WEST ALLIS, WI 53214**

**414-727-1190**

**SAME  
NUMBER**

**SAME COOL WEBSITE**

**MILITARYCOLLECTORSHQ.COM**



# Ride Wanted!!!

I'm looking for a kind someone who lives in the West Allis area who could be kind enough to pick me up & take me to/from the monthly IPMS meetings.

I can help with gas if desired.

I live near 92nd & Lincoln, at  
9104 WEST LINCOLN AVE. #4

If you can help, please contact:

VIC ROOD  
9104 WEST LINCOLN #4  
414-543-1391

(I have a message machine)  
E-mail: [victorrood@yahoo.com](mailto:victorrood@yahoo.com)

*Please support our local Hobby Shop friends!*

## Model Empire

7116 W Greenfield Ave  
West Allis, WI 53214-4708  
(414) 453-4610  
www.modelempireusa.net

## HobbyTown USA

1704 S 108th St, Milwaukee, WI 53214  
(414) 771-5215  
htuwestallis@sbcglobal.net

## Happy Hobby

7125 N 76th St  
Milwaukee, WI 53223-5007  
(414) 461-6013  
www.happyhobby.com

*see our other greater Milwaukee locations*

## Adventure Game & Hobby

248 Maple St  
Waukesha, WI 53186  
(262) 548-9177  
www.adventuregamesplus.com

## WANTED

*Any and all model military kits. If you have come to the conclusion that you will never have time to build all of your kits, now is the time to turn those unwanted kits into cash. I'm a dealer that needs inventory for kit shows. I'm only interested in complete, unbuilt examples. Thanks — Pete Gitzel*

*262-895-2975 home • grizzly3@wi.rr.com • 414-331-3339 cell*

## Military Collectibles Shop

9707 W. Greenfield Ave  
West Allis, WI 53214  
(414) 727-1190  
militarycollectorsHQ.com

## IPMS/USA MEMBERSHIP FORM

IPMS No.: \_\_\_\_\_ Name: \_\_\_\_\_  
If Renewing First Middle Last

Address: \_\_\_\_\_

City: \_\_\_\_\_ State: \_\_\_\_\_ Zip: \_\_\_\_\_

Phone: \_\_\_\_\_ E-mail: \_\_\_\_\_

Signature (required by P.O.) \_\_\_\_\_

Type of Membership ☐ Adult, 1 Year: \$30 ☐ Adult, 2 Years: \$58 ☐ Adult, 3 Years: \$86

☐ Junior (Under 18 Years) \$17 ☐ Family, 1 Year: \$35 (Adult + \$5, One Set Journals) How Many Cards? \_\_\_\_\_

☐ Canada & Mexico: \$35 ☐ Other / Foreign: \$38 (Surface) Checks must be drawn on a US bank or international money order

Payment Method: ☐ Check ☐ Money Order

Chapter Affiliation, (if any): \_\_\_\_\_

If Recommended by an IPMS Member, Please List His / Her Name and Member Number:

Name: \_\_\_\_\_ IPMS No.: \_\_\_\_\_

## IPMS/USA

Join or Renew Online at: [www.ipmsusa.org](http://www.ipmsusa.org)

PO Box 56023

St. Petersburg, FL 33732-6023



Call Todd Augustine for a quote

email: [taugustine@amfam.com](mailto:taugustine@amfam.com)

Tel: (414) 755-8890

Toll Free: (800) 692-6326

11616 W. North Ave Ste. D  
Wauwatosa, WI 53226

# !!!For Sale!!!

The bike is a 2016 ROYAL ENFIELD 500cc “Classic” It’s black & white, with gold pin striping - IMMACULATE PAINT, never dropped or abused in any way - LIKE NEW condition. NO DAMAGE!

Engine starts, & bike runs & drives a-ok.

I bought it a year ago, in 2017. It was a left over 2016 model

It ONLY HAS 30 MILES on it. Not even broken in yet.

The VIN number is : ME3FSV276GK500635

The bike has been garage stored since day of ownership

Owned by a 70 year old adult who respects bikes, &

keeps them in gorgeous condition.

Here are a list of the things I’ll include with the bike:

- Royal Enfield saddlebags
- Burly Brand “Voyager” Tank/Tail bag
- Burly Brand bike back pack - brand new
- Kryptonite type Bike locks NEW
- Bike cover NEW
- Bell Full Face “FLYING TIGERS” Helmet Brand new
- Royal Enfield leather jacket Brand new
- 2 pairs of HB brand new Kevlar jeans Leather gloves
- 2 piece Storm Rider brand new Rain suit - jacket & pants - brand new
- RRR Bike Solutions tool kit brand new
- Original Royal Enfield Owner’s Manual

**CONTACT: Ed Doering**

**(414) 545-4467**

**E-mail: e\_doering@yahoo.com**

