

SPRUE EXAMINER



2018 Capitol Classic Reviewed

By Rick Herrington



T-60 EARLY SERIES
by Mike Lamm



and PLANES, TANKS, SHIPS, & FIGURES

plus

- On The Table
- Old Rumors and New Kits
- The Cotton Report



News • Articles • Features • Opinions • Advice • Humbug



WHAT'S INSIDE

- Page 3 The President's Notepad – By Aaron Smischney**
- Page 4 2018 Capitol Classic – By Rick Herrington**
- Page 8 Miniart T-60 (early series) - By Mike Lamm**
- Page 13 The Cotton Report: Winter is Coming...- By Rick Cotton**
- Page 15 On The Table - by Flanged End Yoke**
- Page 18 Old Rumors and New Kits:**
- Page 18 Shipping News – by Rick Herrington**
- Page 20 The Air Report – by Ron McCracken**
- Page 23 It Figures – by Michael Lamm**
- Page 28 Tracked Topics – by Rick Herrington**
- Page 30 Sundries - Golzar Shahrzad**



www.austinsms.org

Austin Scale Modelers Society (ASMS) is a chartered chapter of International Plastic Modelers Society (IPMS/USA). ASMS meets on the third Thursday of each month. Annual dues for full membership are \$25/individual or \$30/family. The views expressed in this newsletter are those of the authors. It is intended for educational purposes only. ASMS does not endorse the contents of any article.

ASMS Officers & Chairpersons

Aaron Smischney - President; president@austinsms.org
 Ian Latham - Vice-President; vicepresident@austinsms.org
 Eric Choy - Finance Minister; treasurer@austinsms.org
 Mike Lamm - Secretary; secretary@austinsms.org
 Rick Herrington - Newsletter Editor; editor@austinsms.org
 Ian Latham - Newsletter Design; editor@austinsms.org
 Ian Latham - Show Coordinator; showcoordinator@austinsms.org
 Mike 'Hollywood' Gilsbach - Webmaster; webmaster@austinsms.org
 Jeff Forster - IPMS/USA Coordinator; chaptercontact@austinsms.org
 Chris Chany - Rumpus and Hokum Abatement Director and Lifestyle Coordinator

Our Sponsors



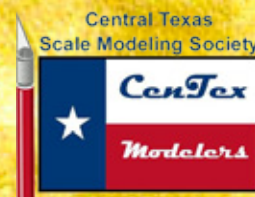
www.austinarmorbuilders.com



www.kingshobbyshop.com



www.wmbros.com



www.ctsms.org

Phil Brandt (in memorium)
 Eric Choy Angela Forster
 Jeff Forster Russ Holm
 Rick Willaman Jack Johnston
 Mike Krizan Rick Herrington
 Aaron Smischney

IPMS/USA Support the Troops Initiative

The IPMS/USA initiative was established to provide model kits, supplies and reference materials to our servicemen and women serving in combat zones, recovering in hospitals, and rehabilitating in specialized facilities.

The program is expanding into other areas as well. Some local programs take place in USO facilities, some are centered around active duty personnel and are scattered across the country.

The IPMS/USA Support The Troops program is still going full-tilt. The national program director is Jon Emery. Jon is accepting any and all contributions and is sharing them with all of the active programs around the country.

www.models4troops@gmail.com



El Presidente

By Aaron Smischney

Hello fellow modelers!

We just finished another show, and it looks like another success! I want to give a big thanks to all of you who volunteered before, during, and after the show. I want to give a special shout out to Ian Latham for being the show coordinator.

It was nice seeing all of the people from other clubs showing up and giving their support, it's cool having a hobby that brings so many people together. I also saw we had some guests from the Lake Charles Louisiana club which made me hungry for gumbo... and made me wonder why we don't have Texas barbeque served at our show. Maybe we can get some food trucks for next year?

I look forward to our next meeting to get the full show debrief from Ian and find out if we made enough money to do it again next year.

Aaron





2018 Capitol Classic

By Rick Herrington



*A*nother Capitol Classic under our belt and a successful one at that. Thanks to everyone that volunteered and participated in the show.



If you're not familiar with Austin Scale Modeler's Capitol Classic it's an annual contest and this year it was held at the Travis County Expo center.

Some of the finest modelers from around the state of Texas and beyond compete at our contest. As with most shows there was plenty of good stuff to spend your money on.

There were plenty of great aircraft models. Here's a few pictures of some of them.



car modeling expert was on hand to help assist with judging.



Cars were well represented this year. Fortunately Mike Poole the club's resident

Sci-Fi modeling was well represented with figures and ships from a Cylon Raider to a Gundam.





Lots of impressive armor models graced the tables this year.



Submarines and surface ships filled the tables. Here's a sample of a few.



Figures, both fantasy and historical made their appearance.



If you missed our show this year I hope you'll make it next year. It's a chance to meet and connect with your modeling friends, meet new ones, and see some great pieces.

Once again, thanks to all of those whose hard work made the show possible. Last but not least I'd like to thank our ex-presidente Randy Bumgardner for stepping in to the show coordinator's shoes. This is Randy's last show as he's re-locating to California.



Thanks Randy and everyone for this year's successful show.

Rick



ASMS MEETING

Third Thursday each month

7:00pm - 8:45pm

at the

Old Quarry Branch Library

7051 Village Center Dr.

Next meeting October 18th, 2018

No Reservations Neccessary!



Ron McCracken, Tim Robb and Ian Latham laughing while Mike Poole talks about the one that got away.



Try the other one.

ASMS Club Dues Are Due!

Annual ASMS club dues are \$25.00/individual
or \$30.00/family.

You may bring your dues to a club meeting or remit same
to Eric Choy, 13213 Marrero Drive, Austin, TX., 78729.





Miniart T-60 (early series)

by Michael Lamm



The T-60 was a light tank designed for scout and reconnaissance missions that was rushed into production a month after the start of the invasion of Russia Operation Barbarossa. Over a two-year period, approximately 7,000 of these vehicles were built. The T-60 scout tank was lightly armored, lightly armed with a 20mm cannon and one machine gun, and was roundly hated by the two-man crews who operated it. The light armor, less than effective gun and poor engine performance led to its operators naming it the “brother’s grave for two”.


Although it was intended to be a support or reconnaissance vehicle, out of necessity or bad

luck, it often matched up against more superior German armor where it fared very poorly. However, until factories could be equipped to produce the T-34, Soviet production continued and efforts were made to upgrade the firepower to a 37mm cannon, but these plans were scrapped due to a







lack of ammunition, and eventually, the armament upgrades were incorporated into the T-70. This kit is one of MiniArt's new series of full interior tanks, and upon opening the box, the sheer number of sprues is nearly overwhelming, especially considering the relatively small size of the actual T-60.




The kit includes 37 sprues molded in semi-soft grey plastic, 2 small frets of photoetch, and a small clear sprue for a total of just over 400 plastic parts and 78 photo-etch ones. Once you get over the initial shock, you start to realize that eleven of the




sprues are the individual track links, and a number of sprues are duplicates using a few repeat parts from each sprue. Also, this kit is the first in a series of T-60 kits MiniArt plans on releasing, so a few parts won't be used on this version at all.




A small decal sheet contains markings for eleven different vehicles, seven Soviet vehicles and four captured units re-used by the Wehrmacht; however, many T-60s never had insignia or markings applied, since they were needed so quickly at the front.



If you've built a recent MiniArt AFV kit, the instructions should be familiar. They come in a booklet full of black and white step-by-step drawings and a few color pages that show the various painting and marking options.





For the most part the instructions are clear, but when assembling the engine and transmission, you'll need to pay careful attention where some hoses and rods connect, which is not always obvious from the instructions. Once things start going together, it becomes a little clearer.



The instructions also frequently show sub-assemblies from different angles, sometimes upside down and other times reversed, so you'll need to pay attention to which way a part is facing. This was especially true when assembling the turret.



I found myself positioning and repositioning the turret as I assembled it to make sure it matched up with how the parts were shown in the instructions. You'll need to decide on which version you plan on finishing the kit as, because some parts may need to be added, or removed depending on the finished product and the instructions don't identify which part goes with which version. This is only revealed in the color painting instructions.



During construction, there are a number of sub-assemblies that will go together separately, both with the interior and on some exterior parts. In some cases, the instructions would start on part of a sub-assembly, then switch to another part of the model, before moving back to the part you originally started on in the previous step. Case-in-point, are the mud guards. You start by removing some plastic part guides and adding photo-etch tool brackets, then you go back to working on the turret, before finishing the work on the mud





guards. I just built out the mud guards, which are extremely thin and fragile, before moving on to the next subassembly.



Construction starts with the transmission and engine. I couldn't find any examples of what the T-60 engine looked like, so I'll assume MiniArt did more homework than me. Either way, what's provided looks awesome. There may be the need to add some additional wiring to the engine, but building it straight out of the box results in a great looking part. The transmission looks great too. It's hard to believe everything was just out in the



open like that, but the T-60 was a simple design and maybe not having a firewall between the engine and the fighting compartment helped keep the crew warm during in the winter. The engine and transmission consist almost entirely of plastic parts,

with just a few PE details. This makes assembly very simple, and at least for me, enjoyable, and you'll find that the interior goes together extremely quickly. You may want to paint some assemblies separately before putting everything together inside, because once it's all in there, getting it painted will be tough. The hull assembly is pretty simple, and the driver's vision port and hatch, commander/gunner's hatch and engine hatch are all properly detailed and can be positioned opened, or closed. In fact, the engine hatch can be built so it opens and closes to allow you to show off the work on your engine. Due to the small size of the vehicle, even with all the hatches open, you'll really only be able to see about half the interior details, still it's nice to be able to show off the features since many times interior armor details are all but completely hidden.



The area I had the most difficulty with was the tracks. These are provided as individual track links in plastic. There are 85 links per side. Each link needed a little clean up, but nothing major. Overall the details are great; however, the track links don't attach together without a little glue. So, you'll need to assemble them in short runs, wait a few



minutes, and then wrap the track lengths around the sprockets and rollers. I'll admit that individual track links are not my specialty, but these were a little more difficult to work with compared to others. This may have been just due to the size, since they are not very large to begin with, but the end product looks nice and 85 links allows for just enough sag to make them look realistic.



Overall, the fit of the kit is excellent. The parts are well-detailed and relatively flash-free. Assembly, other than the tracks and a couple of other small details, was simple and straight-forward. While the instructions can be confusing in places, as long as proper attention and care is taken, you shouldn't have much trouble. In the end, I decided to stick a few figures around it, to show just how small the tank really was.



I really enjoyed working on this kit and I can't recommend the kit highly enough. It was fun to build and the finished product is very nice. Also, if you like the T-60, but not the early version, you're in luck! MiniArt has released four more versions of the T-60 from this kit, and has 3 more versions coming out this year.

Now go build your own T-60, or any model!

Mike





The Cotton Report:

Winter is coming...

By Rick Cotton

Yes, you fans of the b**bs-and-swords cable TV epic known as “Game of Thrones” know that phrase well. I have seen exactly two episodes, and it has me now. I want to see what happens to The Hot Platinum Blonde, the Brilliant but Skirt-Chasing Midget, the Fat King, and that snotty little liar Prince Justin Bieber. I am wondering if the kid who fell off the wall will make it to Season Two. And my good modeling friends Kevin Boggs and Paul Sacco assure me that there will be no shortage of violence and gratuitous b**bs in future episodes. Pass the popcorn, please!

But in our model-building world, winter is coming, too. That is NOT a bad thing. Being we are in southeast Texas, we probably will not freeze to death, nor be buried under any avalanches, so our opportunity to use the season for what it was meant for is there to be grabbed. As I write this, Hurricane Michael is bearing down on Florida, but that is probably the last one of the year... I hope.

It will get cooler... really, I promise, it will... and the grass will grow dormant, so you won't have to mow it, nor edge it. That's modeling time. The rain will come. When it is 38 degrees and drizzling rain outside, do not despair, my friend, rejoice! That's modeling time. Holidays are getting closer, and your leftover vacation must be used up. That is modeling time. Use it or lose it.

Have you looked at your stash and made a mental note to select your “wintertime builds?” Have you run out of eligible builds for Lake Charles in January? You'd better get on it!

I typically compete in three categories – 1/350 ships, armor softskins (trucks), and large scale aircraft. I try to have at least one available competitor in each for the shows, although I have been a real slacker in 1/32 air lately... not that I don't still love it, I most certainly do... I just have not had the time

to do one recently, as a big aircraft is a SLOW build – ask Boyd Waechter or David Hogue – it can take months to do one, where I can crank out a 1/35th truck in a couple of weeks. I have done so many Japanese ships that I can do one in my sleep now. Heck, I'm only one 1/350 Japanese carrier away from having enough to enter as a collection now!

I need to do an American ship soon, and will... but that one will be a Special Project, meant for the San Marcos IPMS Nationals in 2020. I also have a large commission job coming, so that will eat up much of the winter. I look forward to it, sitting here in the Cube Farm, and trying to look as busy as possible.

Outside the window, the season is slowly changing. It's down to a chilly 87 degrees, and Halloween is starting to make its oncoming presence known, and fake pumpkins and inflatable ghosts are beginning to pop up in the neighborhood.

Trees are changing colors – whether it's seasonal or they are just dying from the heat, I don't know. Soon, Charlie Brown will once again get his annual bag of rocks on TV, and Kroger will start mailing me flyers featuring... turkeys..... and hams....oh, boy.

Whatever you do, don't fight the winter. Embrace it, the cold, the gray days, the early sunsets, the smell of baking pies, and hot coffee. Build something and set it on a snow base, or paint it in a winter camo scheme. Put on “Battle of the Bulge”, and let Robert Shaw and Charles Bronson inspire you to build a big, fat, snow-covered tank, or a crashed, burning Piper Cub. Watch “Dive Bomber” and let Fred MacMurray and Errol Flynn stoke your fire to build a yellow –winged plane or a carrier. See “Days of Thunder” and just feel that horsepower coursing through your veins as you put that way hot car model together. Urrrgghh! Your testosterone level is rising again! Put on some sci-fi, and feel the urge to infest something with LEDs! Oh boy, what fun! Who says winter sucks?



Think of our modeling neighbors way up north...WAY up north in Ottawa, and Toronto, and Quebec. They still have lots of model shops in Canada...and for a really good reason. Yes, it's so ungodly cold up there in winter that the hobby shop does a booming business this time of year. Canadians are getting their winter projects in order right now. They are stashing paint and glue and plastic like there is no tomorrow. Exactly NO ONE wants to go out on a minus 20-degree day in Regina, Saskatchewan, to get more glue. (Hey Honey, I'm like, oot of Cyano, eh? I'm hitchin' up the dog team...") Canadians do not need Game of Thrones to tell them that winter is coming. Heck, it's half-way there already, here in October! Did you know that Thanksgiving Day in Canada is October 8th???

Yes, winter is coming. But it's OK...and in fact, it's good. While the Earth lies in that peaceful, gray slumber, and waits for the coming of Spring, you can be hibernating away, in your warm, cozy little space, having the time of your life. Or, you can let the wife sleep instead, and build models, I don't know, your call. But just because it may drop to what passes for cold here in Texas (35 degrees), you need not despair and let Old Man Winter steal your model-building joy.

Embrace it, and enjoy it, fellow modeler.

Winter is coming.

Rick



Thought for the Day

If a hydrogen atom were the size of Earth, the proton at its center would fit inside a football stadium. The electron orbiting it would be close to the size of a baseball, and a neutrino could be compared to a lone ant.



10/27/2018 **Cajun Modelfest 32**
LSU Ag Center 4H Minifarm Building
101 Efferson Hall, Baton Rouge, LA
Show Theme - 'First Things First'
www.brscalemodelers.com/

2/16/2019 **Alamo Squadron's 'ModelFiesta 38'**
San Antonio Event Center
8111 Meadow Leaf Drive, San Antonio, TX78227
Show Theme - 'Record Breakers!'
www.alamosquadron.com/modelfiesta

CLUB QUARTERLY CONTESTS:

October
Bondo Contest

December
White Elephant Contest



MIDDLE AGE
It can happen to any of us.



On The TABLE

By **Flanged End Yoke**

Last month's meeting was a good one.

Let's start off with this month's winner of model of the month Ziggy Bumgardner, Ziggy won with his impressive (both build wise and size wise) Bandai Psycho Zaku Gundam.



The kit is in 1/100 and took up a good bit of the modelling table. Great job Ziggy!



Ziggy also shared his Bandai Gelgoog Gundam

Sticking with Bandai models Mike Gilsbach brought in his AT-AT from The Empire Strikes Back.



Mike also brought in a WIP Tamiya 1/35th FLAK 36 with crew. Mike's going to have it in a diorama depicting North Africa.



Rick Herrington brought in his Bandai 1/12th scale K2SO and Darth Vader models.





He also brought in an M3 Stuart “Honey” done up in Caunter camouflage.



Alex Gashev has been cranking out models for the Austin Show coming up. Alex brought in his late Jagdpanther, Pak 36 and a Pak 40.



The original theme of this month’s contest was to be a Bondo related one. To compete your kit would have to have come from Bondo’s estate. As there was only one kit that qualified and that was Ron McCracken’s Coronado rather than take first and go home Ron asked that the Bondo themed contest be delayed until the October meeting. Thank you Ron.

Bob Bethea brought in his usual plethora of eclectic projects. Bob is one of the club’s most prolific modeler’s and one of the best.



Andrea’s 54mm Teddy Roosevelt is up first.





A Viking bust by FER is second.



A Type 94 Japanese tankette is next. This one is in 1/16th scale.



A PZKFW 4H with Eduard photo etch brass zimmerit is up next.




Bob brought in his completed Panhard armored car in 1/35th by ICM



He also brought in a WIP, an Apache on horseback.



Last of all Ziggy's dad Randy brought in his WIP Dragon 1/35th PZKPFW 4. Just needs paint now.



I want to thank the members for sharing their work with us. Good meeting!

Flanged





OLD RUMORS/NEW KITS

Rick Herrington, Randy Bumgardner, Aaron Smischney, Golzar Shahrzad

Shipping News

By Rick Herrington

First this month is 1/700th. Let's start with the upcoming USN releases.

1/700

Pit Road had three USN releases coming our way. The first of these is the destroyer DD-605 USS Caldwell.



Second up is the USN light cruiser Miami CL-89.



Third is BB-48 the battleship West Virginia.



Royal Navy releases are next. Pit Road is releasing the Royal Navy battleship HMS Barham.



Pit Road is also releasing the Royal Navy battlecruiser HMS Renown circa 1945

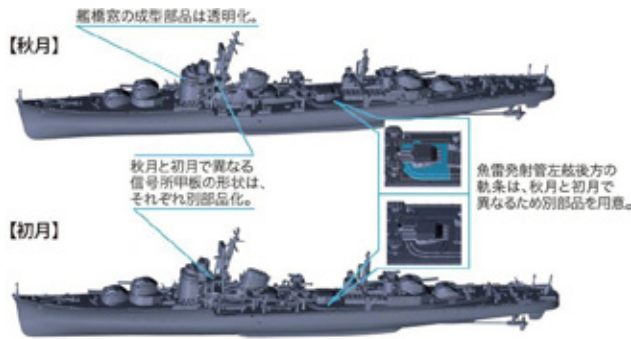


Fujimi has a two new IJN releases coming out. The first is the IJN Minelayer Tsugaru (1944 version)





The second is a kit that includes parts to do either the Akizuki or the Hatsuzuki Japanese destroyers.



Last in 1/700th is a “What if Release” If you’ve played Battle Fleet Atlantic you’re familiar with the German super battleship H-39. This was the planned successor to the Bismarck class battleships with heavier guns and armor. (16 inch guns). Veryfire is releasing a model of the H-39.



1/350

Only one upcoming release in 1/350th this month. Veryfire is releasing the USN battleship Wisconsin BB-64. Veryfire is proud of their releases and this one will run you \$160 or more. Time to start saving up.

1:350 SCALE KIT
WISCONSIN
U.S. NAVY BATTLESHIP
美国海军战列舰威斯康星
BB-64




Last up in 1/200 (big) scale Fujimi is releasing a kit of the IJN battleship Yamato’s bridge. That’s right, just the bridge. To get the rest of the ship your scratch building skills will be sorely tested.



That’s it for this month. Until next month grab a kit out of your stash and build it.

Ricardo





The Air Report

By Ron McCracken

Compared with last month, October is lean pickings in terms of quantity, but exciting for its new releases anyway.

Leading off in ultra-braille scale (1/144th) OzMods has announced a Bristol Mk 31 air freighter issued in two boxings, OMKIT 14418 with decals for SAFE AIR and British United airlines, and OMKIT 14419 with decals for RAF and RNZAF schemes.

NEW FROM OzMods 1/144 INJECTED BRISTOL MK 31 FREIGHTERS

OMKIT 14418 - decals for SAFE AIR and BRITISH UNITED

OMKIT 14419 - decals for the RNZAF and RAF

Both kits injected plastic. Fully detailed flight deck with option for clear injected, vacuform (2 supplied) or decal canopies.

Aus\$49.50 (plus P&P)

ORDER NOW! Email OzMods at ozmods@bigpond.net.au

WEB SITE: www.ozmods-kits.com

FOR EXPERIENCED MODELLERS - NOT SUITABLE FOR USE BY CHILDREN

Doubling the scale to 1/72nd, we have several items:

First, I can report that the Sword RF-84F mentioned in July's column is definitely an all-new mold and a great improvement over the older Italeri kit.



Our friends at Sword announced kit SW72119, a Hawker Beechcraft U-125 in JASDF Air Rescue markings. If the all-grey paint scheme doesn't excite you, it is worth noting that the U-125 is based on the Bae 125 series 800 airframe, which is operated by the USAF as the C-29A. There are some neat color schemes for that aircraft (e.g. one painted in Europe "Lizard" camouflage) if one is willing to do a bit of research and decal scrounging. And the possibilities for a civil "bizjet" are almost endless.



Sword also announced kit number SW72120 in their two-in-one series, featuring an Arado AR 196 A-2 versus Sea Gladiator over Norway.





Finally, ICM announced kit No 72172, a MiG-25 RBT, Soviet Reconnaissance Plane (100% new molds).



In 1/48th, ICM announced a re-release of their Beech 18 Expediter as a Beech C18S civil transport.



Eduard released ProfiPACK Kit No. 82144 - Fw 190 A-3, as they continue to work through the variants of the Wurger family. This new series has no parts at all



in common with Eduard's earlier 1:48 scale Fw 190 kits. Engineering and fit are reported to be greatly superior to the original kits too.

Stepping up to 1/32nd scale, HKM is in the final production stages of their Kit No. HKM01E10 - Avro Lancaster B.Mk.I. HK's kit has 817 parts, and a wingspan of 972mm (38 1/4 inches!!!). The final model will also come with three schemes, one of which is S-Sugar (PO-S) which adorns the box art. Stencil decals will also be supplied.



HKM is not the only manufacturer that is releasing a 1/32 Avro Lancaster. Our friends at Wingnut Wings have decided to step up with an all new Lancaster. Wingnut is releasing the Avro Lancaster B Mark III Dambuster version.





Last up Tamiya is releasing a 1/48th scale Spitfire MK1.

AFV known for their fighting vehicle releases is releasing a U2A in 1/48th scale. The kit comes with the detachable sun shade for the cockpit.



Ron





It Figures

By Michael Lamm

<http://miniart-models.com/>

WW II MILITARY MINIATURES SERIES

GERMAN PANZERGRENADIERS

UNASSEMBLED PLASTIC MODEL KIT BOX CONTAINS MODELS OF FOUR FIGURES



Not quite ready for primetime, but coming soon to a hobby shop near you, is Miniart's 1/35 Panzer Grenadiers. The details on the test figures look great, and it'll be nice to have some good plastic figures to pose on the back of a tank, or inside a halftrack. I really like Miniart's facial features, which look properly gaunt, but their hands continue to leave a lot to be desired. Still, this should be a good set of plastic figures to go with all your German modeling needs.



Let's start off this month with something from Andrea Miniatures their just released figure, Templar Knight XII Century. This brilliant metal figure comes in your choice of sizes 1/32, 1/24, or 1/18. Each figure comes nicely posed and with two head choices, one with and one without a helmet. Since I'm terrible at painting faces, the helmeted version is appealing to me, but the choice is yours. The details and chainmail armor really look awesome.



<http://www.meng-model.com/>

If you've been to Home Depot lately, or any time since July 4th, you'll know that Christmas is right around the corner and Meng Models has a special Christmas offer just for you.

They are re-releasing their 1/35 M1A2 SEP Abrams TUSK I/TUSK II as a "Christmas Edition".

Why is the "It Figures" article talking about a tank kit?

Because this one includes a 1/35 resin figure of a what Meng calls, a "superstar" that has an option of 2 heads, one with a Santa hat and the other with the "iconic hairstyle".

Um.....yeah.



U.S. MAIN BATTLE TANK
M1A2 SEP ABRAMS TUSK I/TUSK II
CHRISTMAS EDITION
 美国 M1A2 SEP "艾布拉姆斯"
 TUSK I/ TUSK II 主战坦克 圣诞特别版
 TS-026S

MENG
 WWW.MENG-MODEL.COM

<https://scale75usa.com/>

Moving on, Scale75 continues to break from the norm and has added more non-Germans to their War Front series. This time, we get a couple of new Soviet figures. A tanker and an infantry soldier. What they lack in creative poses, they'll more than make up for in nice details.



Scale75's 1/72 scale resin figures are some of the best on the market and in this set, we get two nice, if only remotely related figures. In 1/72 and 1/48, the figures come as a set, but both are available individually in 1/35th. The tanker wears a set of Spring/Summer coveralls with the Soviet bump hat, and stands in a stereotypical "Russian" pose. The infantry soldier wears the telogreika quilted winter jacket issued to Soviet troops well into the 1960s, and carries a PPSH (aka papasha/"daddy") submachine gun. Although, these two figures aren't really wearing "matching" uniforms as the seasons go, they could be easily posed together in a Spring setting.



Also, from Scale75 is a 75mm resin figure "The Coldstream Guard 1815". This nicely detailed figure depicts a soldier of the British Army's famous Coldstream Guard at the time of the Battle of Waterloo. As you may, or may not know, the Coldstream Guard fought in the defense of the chateau of Hougomont at the Battle of Waterloo. The figure's pose is based upon the artwork of Keith Rocco, who is known for his paintings of the American Civil War and the Napoleonic Wars. The figure is posed in the uniform and standard kit of the Coldstream Guards holding his hat in one hand and a rifle in the other.



<https://assaultmodels.com/>

Now for something a little more modern, both in subject matter and in modeling technique. Assault models has a number of new figures based on present day, or nearly present day, operations and operators. One of their more recent releases is based on U.S. operations in Afghanistan, with the release of 2 tankers and a U.S. Army Ranger.

The U.S. modern tankers are resin sculpted figures posed so they could be displayed standing next to a tank, or standing in an open hatch. The detailing is

excellent, and the figures are very realistic. With the increase in modern armor kits, we haven't seen a big increase in the number of modern figures, so these two are a welcome response. Currently, these figures are only available in 1/35.



Their second release is based on a U.S. Army Ranger in Afghanistan, and what's really cool about this figure is the process used to make it.

Assault Models used 3D scanning technology to scan a real person in this pose, then printed a 3D model and refined that model into a 1/35 or 1/16 resin figure. In other words, this is a direct copy of a real-life human model.



The future is now!



<https://www.blacksunminiatures.co.uk/>



Black Sun Miniatures is releasing a new series of 75mm fantasy figures. One that caught my eye is Tyra the Barbarian Girl. She's posed holding a massive battle axe standing on a pile of her fallen foes. The details look great, and the pose reminds me of something you'd see on a Robert Howard book cover from his Conan series, or the side of van in the 70s. Very cool stuff indeed.

www.paracelminiatures.com/



If you build modern armor you are probably aware of how hard it is to find figures to pose in and around your tanks. Paracel Miniatures has come to our rescue with a series of modern tankers and infantry.



What caught my eye is some US M-60 tank crew. They look circa Desert Storm.



They have an extensive catalogue of NVA tankers and infantry.



They also make an Arab tanker in the same scale.



www.phpshopxml.com/blamod.shop



A French company Blast models has released a modern French soldier in 1/35th.

www.icm.com.ua/catalogue/figures/page/8/



Need a German driver? ICM is releasing a set of 4 German driver figures. You can pose them in your Opel Blitz or your Mercedes staff car.

miniart-models.com/products/35101/



Last up is MiniArt's 1/35th US motorcycle repair crew. This would make a great little vignette.

That's it for this month, now go build a model and paint a figure.

Mike



Article and Presentation Assignments 2018

Monthly Newsletter Article:

November Ziggy Bumgardner
December Bob Bethea

Monthly Meeting Presentations:


October Milton Bell
November Rick Herrington
December Ian Latham




Tracked Topics

By Rick Herrington

Lots of good news for armor fans this month. Let's start with Hauler who is known for their excellent 1/48th releases. They are releasing an M1A2 in that scale. From the pictures it looks like a real gem.



Switching to 1/35th scale Tamiya announced a couple of knock your socks off releases at the Shizuoka Hobby show. The first is an M551 Sheridan.



The next is an M3A1 combat car. Tamiya is continuing its Russian trend as this one's bed is full of Ruskies.



It's a good time to be a modern armor modeler. Panda is releasing a Stryker Dragoon in 1/35th. If you're not familiar with the Dragoon it is Stryker with a turret mounting a 30mm Bushmaster gun. I'm not a big fan of Panda, hopefully they will do a good job on this one.





Meng has a couple of new ones for us. Up first is a British Husky TSV



BRITISH ARMY HUSKY TSV (TACTICAL SUPPORT VEHICLE)



The second is an IDF Magach 6B.



ISRAEL MAIN BATTLE TANK MAGACH 6B GAL BATASH

以色列主战坦克“马加奇”6B GAL BATASH

TS-040

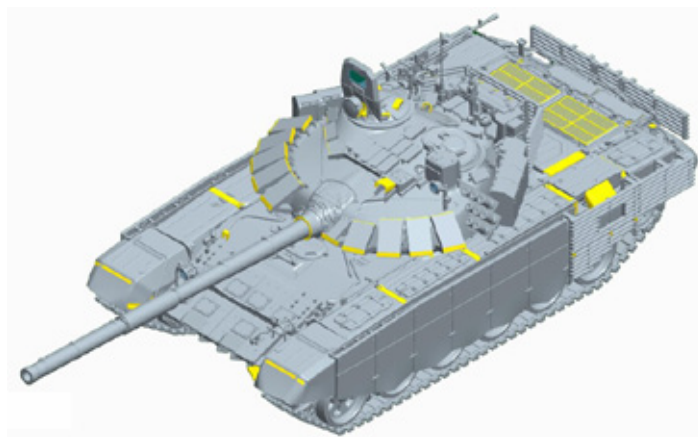


MENG
WWW.MENG-MODEL.COM

Trumpeter has 3 new ones coming our way. The first is a pair of T-72's.



They are releasing a T-72A and a T-72B3.



The third is a soft skin Zil stake bed truck. Perfect to throw a ZSU-57 in the back of.




Keeping on the Russian theme RPG is releasing a T80U.



Amusing Hobby is up next with a 128mm Flak gun with radar unit.




Last up, Hobby Boss has announced the intended release of a British Jackal and Coyote in 1/35th. It will be great to have plastic versions of these two important vehicles. Previously the only version in 1/35 available was Accurate Armor's resin kits for serious bucks.



That's it for this month. Looks like I'll be taking over the column as Aaron is bowing out. See you next month.


Rick




Sundries


By Golzar Shahrzad

Aficionados of Cold War-era American artillery would be familiar with the U.S. Army Gun, Heavy, Motorized, 280mm, M65...or Atomic Annie. What you might be less familiar with is the Russian answer to the 'Atomic cannon'. Trumpeter is releasing a 1/35th scale Soviet 2A3 Kondensator 2P 406mm self-propelled howitzer. This honker of an artillery piece includes photo-etch bits, clear parts for the drivers cab, and individual track links.



Takom Models has an exciting, 1/35th scale kit that will soon be at your local hobby shop. They are issuing a Fries Krau 16t Strabokran. This was a portable crane utilized by repair units of the






German army during WWII. There are two types of markings included with the kit and it may be displayed operationally or transport mode. Takom is also offering a companion kit that includes a Panther tank with interior that will allow you to show off this kit properly.



Purveyors of fine diorama accessories, Matho Models, is offering a new set of jungle foliage for your next diorama. These are paper craft accessories in 1/35th scale. This particular collection includes various plants that are available separately. Check their website for more details.



Bandai may have already released every Star Wars model known to man. But just so that no one can say that they left no stone unturned, they have a 1/144th scale Death Star attack scene for your modeling amusement. The kit includes an X-wing fighter and a Death Star scape with gun turrets and everything.



Minicraft Models is re-releasing their lovely DC-3/ C47 model. This version is a newly tooled C47A Gooney Bird fitted with EDO floats. There was only one prototype ever built so markings options are



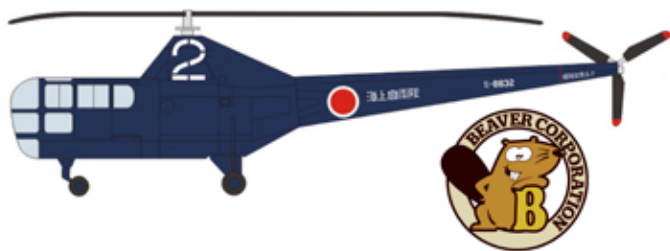


minimal. But how much fun will it be to have this goofy looking thing in your collection? Included, for your viewing pleasure, is a vintage, nine minute video from EDO Aircraft Corporation depicting the C-47 flight tests.



https://www.youtube.com/watch?v=g_8ccwoVZTc

Beaver Corporation (Japan) is releasing an injected molded Sikorsky S-51. This 1/48th scale kit includes marking for the JSDF printed by Rising Decals. For your edification, Rising Decals makes superb decals. There are some rumors that this is the older AMP kit with new decals and photo-etch. Either way you get new decals and some PE bits.



1/48 シコルスキー S-51 海上自衛隊

Dora Wings had made a name for themselves, rather quickly, with some nifty 1/48th scale models of late. Notably a new tooled Gee Bee racer. They have ventured out a bit with a 1/144th scale Bell P-39A/C Kingcobra. There are two complete kits in the box, an A model and a C model. Both have the with appropriate fuselages. The kit includes markings for nine different aircraft that include those for a 'Pinball' version.



Warbird Decals has a new set of marking for fans of the P-51 Mustang. These 1/32nd scale markings depict the Mustang as if it had been used by the Thunderbird demonstration team. There are marking for #1 and #2 aircraft only. These decals are



on two sheets and limited run. So if you think you might be inclined, best hurry and grab them while you can.





Polar Lights has already released this kit but it still is worth mentioning. They have a new tooled Klingon K'T'inga-class battle cruiser. This is a complete kit in 1/350th scale. Polar Lights is also offering a companion lighting kit that is sold separately.



Unicraft Model continues filling the void with another unusual aircraft model. This time we have the twin-engined Gotha Go P.8001 1938 Zerstoror. This is a complete resin kit in 1/72nd scale. Gotha was better known for their glider aircraft manufactured during WWII.



Golzar



100 Years Ago This Month

The average life expectancy in the United States was forty-seven.

Only 14 percent of the homes in the United States had a bathtub.

There were only 8,000 cars in the US and only 144 miles of paved roads.

The maximum speed limit in most cities was ten mph.

The tallest structure in the world was the Eiffel Tower.

More than 95 percent of all births in the United States took place at home.

Sugar cost four cents a pound.

Eggs were fourteen cents a dozen.

Coffee cost fifteen cents a pound.

Canada passed a law prohibiting poor people from entering the country for any reason, either as travelers or immigrants.

The five leading causes of death in the U.S. were: 1. Pneumonia and influenza 2. Tuberculosis 3. Diarrhea 4. Heart disease 5. Stroke

The American flag had 45 stars. Arizona, Oklahoma, New Mexico, Hawaii and Alaska hadn't been admitted to the Union yet.

Scotch tape, crossword puzzles, canned beer, and iced tea hadn't been invented.

One in ten U.S. adults couldn't read or write. Only 6 percent of all Americans had graduated from high school.

Marijuana, heroin, and morphine were all available over the counter at corner drugstores

Coca-Cola contained cocaine instead of caffeine.

Punch card data processing had recently been developed, and early predecessors of the modern computer were used for the first time by the government to help compile the 1900 census.

Eighteen percent of households in the United States had at least one full-time servant or domestic.

<http://www.naute.com/stories/100years.phtml>



New Kits and Publications Every Week!

Pick Yours Up Today!

King's Hobby

**Modeling With You
Since 1973**



8810 N. Lamar Blvd., Austin, TX 78753
(512) 836-7388

kinginfo@kingshobbyshop.com
<http://www.kingshobbyshop.com>



Join International Plastic Modeler's Society / USA

IPMS/USA is dedicated to the hobby (and fun) of Scale Modeling. It was started by Jim Sage, of Dallas, Texas, in 1964. There are now branches of IPMS all over the world. Our Local Regions and Chapters sponsor Model shows and contests every year, but you needn't be a member to visit the shows or attend the club meetings!

With IPMS/USA Membership, you will receive the outstanding IPMS/USA Journal six times a year - it includes features on all modeling subjects such as aircraft, armor, automotive, ships, figures - you name it! You will also find listings of IPMS contests, swap meets, hints and tips, and reviews. Membership also qualifies you to participate in IPMS/USA sanctioned contests, and particularly in our World-famous National Convention, held each summer. As a member, you'll also be able to access our online Discussion Board, where a wide variety of modeling topics are discussed, and enjoy interaction with other serious modelers for help with questions about modeling techniques or the Society in general. Many Hobby Shops and Model Vendors around the USA offer discounts to IPMS/USA Members.

Visit us at: <http://www.ipmsusa.org/>

Join up online at: <http://www.shopipmsusa.org/category-s/100.htm>

For any questions or problems with your membership application/renewal, please contact the IPMS/USA Officer Manager at manager@ipmsusa.org

Applications using payment via Check or Money Order should be printed and mailed to:
IPMS/USA PO Box 56023 St. Petersburg, FL 33732-6023

IPMS/USA MEMBERSHIP FORM			
IPMS No.:	Name: _____		
Address: _____	If Renewing	First	Middle Last
City: _____	State: _____	Zip: _____	
Phone: _____	E-mail: _____		
Signature (required by P.O.): _____			
Type of Membership	<input type="checkbox"/> Adult, 1 Year: \$30 <input type="checkbox"/> Adult, 2 Years: \$58 <input type="checkbox"/> Adult, 3 Years: \$86 <input type="checkbox"/> Junior (Under 18 Years) \$17 <input type="checkbox"/> Family, 1 Year: \$35 (Adult + \$5, One Set Journals) How Many Cards? _____ <input type="checkbox"/> Canada & Mexico: \$35 <input type="checkbox"/> Other / Foreign: \$38 (Surface) Checks must be drawn on a US bank or international money order		
Payment Method: <input type="checkbox"/> Check <input type="checkbox"/> Money Order			
Chapter Affiliation, (if any): _____			
If Recommended by an IPMS Member, Please List His / Her Name and Member Number:			
Name: _____		IPMS No.: _____	
IPMS/USA		PO Box 56023	
Join or Renew Online at: www.ipmsusa.org		St. Petersburg, FL 33732-6023	

http://www.ipmsusa3.org/uploads/ipms_application_form_2016.pdf