

# The Trim Tab

June 2018 Volume 47 Issue 7



IPMS Atlanta / *Scale Modelers*

[IPMS Atlanta Website](http://www.ipmsatlanta.com)

## CLUB OFFICERS & CONTACTS

**Pres:** Dave Lockhart  
(678) 620-8417  
[dlock3155@gmail.com](mailto:dlock3155@gmail.com)

**VP:** Bill Wofford

**Treas:** Art Murray

**Editor:** Bill Easton  
[weaston4@gmail.com](mailto:weaston4@gmail.com)

**Web:** Lane Royal

**Show :** Brian Speer

**Club Contact:**  
Ed Sveum  
(770) 514-5476  
[edsveum@yahoo.com](mailto:edsveum@yahoo.com)

## Coming Events

### **PDK Airport Meeting -**

This month's meeting will be **Wednesday, June 20, 7 p.m.** at Peachtree-Dekalb Airport (PDK). Turn from Clairmont onto Airport Rd. Go to the last left turn before reaching the speed bumps. The street will take you around the hanger and across the ramp. There is parking just past the ramp. Go in the glass door. Take the stairs to the left and go up to the second floor. The conference room is just down the hall. **(See Meeting Location Note below.)**

### **Model Building Q&A Session -**

**HobbyTown USA,  
4125 GA-20, BUFORD, GA  
Saturday, June 30, 2018 1 p.m.**

### **Club Build-Session -**

**HobbyTown USA,  
4125 GA-20, BUFORD, GA  
Saturday, July 7, 2018 1 p.m.**



## Meeting Location Note:

There is an outside chance that the PDK Airport training room, formerly used by the club for its monthly Wednesday evening meetings, may be available for our June meeting. If it is confirmed that it will be available, Dave Lockhart will send out an email regarding the change. Otherwise, the June meeting will be held as described above in the conference room temporary location.

## In This Month's Newsletter:

Calendar .....	2	Sprue Snippings .....	9
PDK Meeting Notes .....	2	Items of Interest by Jim Pernikoff .....	10
Models for Museum .....	3	Publications Profiles by Jim Pernikoff .....	13
Model Collection Retrieval .....	3	From The Workbench by Dave Lockhart .....	14
"On the Table" .....	4	Scale Modeler's Brag Sheets .....	16
Modeler of the Month .....	7	IPMS Membership/Renewal Form .....	17
Monthly Raffle Winner .....	8		

## CALENDAR

<b>Jun 9:</b> ScottCon, Robbins AFB, GA	<b>Aug 1 - 4:</b> <b>IPMS/USA Nationals</b> <b>Phoenix, AZ</b>
<b>Jun 16:</b> Lakeland, FL Contest/Show	<b>Aug 4:</b> HobbyTown Build Session 1-3 pm
<b>Jun 20:</b> PDK Airport Monthly Meeting 7-9 pm	<b>Aug 15:</b> PDK Airport Monthly Meeting 7-9 pm
<b>Jun 21 - 23:</b> Squadron EagleQuest 27 Grapevine, TX	<b>Aug 25:</b> Annual Model Show, Huntsville, AL
<b>Jun 22:</b> IPMS/AMPS Contests, Columbia, SC	<b>Oct 13 - 14</b> Wings Over North GA Rome, GA
<b>Jun 30:</b> HobbyTown Model Build Q&A 1-3 pm	
<b>Jul 7:</b> HobbyTown Build Session 1-3 pm	
<b>Jul 14:</b> DownEastCon, Havelock, NC	
<b>Jul 18:</b> PDK Airport Monthly Meeting 7-9 pm	
<b>Jul 28:</b> HobbyTown Model Build Q&A 1-3 pm	

### May PDK Meeting Notes

- Dave Lockhart opened the meeting and provided an informative and ever-entertaining PowerPoint presentation.
- Brief business meeting ...
- AtlantaCon 2019 planning discussion: Ad placement (Brian); Need for early determination of the final list of categories (Art); Schedule Sept Union Hall Payment (Brian); Reminder the show will be an IPMS Regional show (Dave); Still need to "flesh-out" the "Space" theme.
- Warner Robbins (Jun 9), and Huntsville (Aug 25) shows coming up
- 2019 "Luck of the Draw" Club Contest catch-up for those who missed previously.
- Morrison Collection Update: Art discussed details about the model kits, paints, and reference books contained in the collection.
- Jim Elmore update on Eggleston Hospital activity: HobbyTown commitment for kits at cost; Build session 1/Quarter?; 9-5 weekdays and age range 3 to 15 years
- Thomas Moore gave a quick update from the Knoxville show (also see Sprue Snippings)
- Club Shirts and Hats: Jim Elmore says still a couple of XXL shirts and some hats available.
- Modeler of the Month - Don Gustke
- Raffle Winner - Lane Royal

## Models for the Lawrenceville Museum

MiG-21, Bill Wofford, Complete

F-4, Brian Speer, Complete

MiG-17, Bill Johnston, Complete

B-58, Bill Easton, Complete

F/A 18, Jim Elmore, Complete

F-5, Jim Elmore, Complete

A-10, Brian Mason, Complete (Lost In Action)

F-117, Gale Brown, Complete

B-52, Ed Sveum, Complete

A-10 (Replacement), Ed Hulsey, In Process

A-4, Unassigned

A-6, Unassigned

F-100, Unassigned

F-105, Gale Brown/Bill Easton, In Process

F-106, Unassigned

F-86, Unassigned

OV-10, Unassigned

OV-1A, Unassigned

USS Skipjack (SSN-585), Dave Lockhart




### Club Members Retrieve a Model Collection:

Along with Art Murray, club members Jim & Kim Elmore, Michael Blackwood, Gale Brown, Joe Scavotto, Chris Waggener, Ed Sveum, and and "El Presidente" Dave Lockhart all helped to pick-up, and organize a collection of 300-400 kits, many tins of Humbrol paints, and lots of model reference books including some excellent Detail & Scale books. *(Also found was a flyer for the 1978 IPMS Nationals held in Atlanta!)* Look for some of the items on a vendor table at future shows.

Thank you all for your time and "good on ya" efforts!



## On the Table in May ...

**Dave Lockhart's**

1:48

Accurate Miniatures

**P-51A**

Paint: Model Master

- Dave did this build twenty-five years ago (rumor has it he may complete another build soon ...)
- This kit was based on an airplane flown by Capt. James England in the 1944 Burma theater

From **Bil Aicklen** ...

1:48

Tamiya

**Airfield Fuel Truck**

Paint: Tamiya, also utilized wash and dry-brushing

Bill said the kit build marked a couple of "Firsts" for him ...

- First model finished in a **long** time! Also,
- First vehicle kit build ... **ever**





### Don Gustke's

1:20  
EBBRO

### 1967 Team Lotus Type 49

Paint: Tamiya

The model is based on the car driven by racing legends Graham Hill and Jimmy Clark.

The design utilized the engine to hold the rear suspension.

### Jose Morales'

1:32  
Monogram

### LEE Tank M3

Jose did this build in 1983 when he was 13!

The build was also the first time he attempted to use the dry-brush paint technique.





**From Joe Scavotto**

1:25  
Revell

**Corvette**

**Dale Earnhardt Daytona  
Tribute Car**

Paint: Tamiya Fine White Primer followed by three coats of Testors. Molotow Chrome pen and Magic Marker were also used.

Joe added some "plumbing" wires and hoses to the build.

**Bill Johnston**

1:32  
Monogram

**P51-B ( WIP Cockpit)**

(apologies ... it got picked-up before we managed to get a picture of Bill's work-in-process efforts with the kit cockpit)

Paint: Model Master, Testors, and oils.

The cockpit build included lots of minute scratch-build pieces and add-on's. (We are guessing the rest of the build will also!)

**For the kit that "couldn't be built" ...  
(according to Bill,  
but he says he will build it anyway!)**

# Modeler of the Month - Don Gustke



## Congratulations!

Don is on a roll managing his second Modeler of the Month award in the past few meetings! Keep it up, brother!

*(Editor Note: I rushed Don to get this picture before everyone took off last meeting. I was concerned I might cause him to drop his model in the process and completely missed the fact I had him holding the HobbyTown Gift Card upside down!)*



# May Club Meeting



**Lane Royal**

was the monthly raffle big winner at the May PDK meeting.

**Congratulations Lane!**

# Raffle Winner

## **Monthly Club Raffle Reminder!**

Get a free raffle ticket for each model you bring to the monthly meeting.

**Build 'em and Bring 'em!**



## ***Sprue Snippings ...***

If you run across a source that you think might be helpful to others for their modeling reference, or just for general interest, please pass it along. Below are a few items for this month ...

### **Ever had this happen? ...**



Thomas Moore was a member of the Knoxville IPMS club before relocating to the Atlanta area and picking-up with us nefarious types in the IPMS Atlanta club.

Thomas went back up to the Knoxville show recently. He is a fan of older and/or obscure kits. So, at the show, he ran across a vendor offering a box of vacuform kits for just a few dollars. Thomas quickly threw down his money and snapped that right up.

A bit later. Thomas was perusing his fortunes to be found in his spontaneous purchase.

At the very bottom of the box of odds and ends, he spied an oddly familiar kit box and suddenly realized that the kit was, in fact, a kit he had long ago donated/sold/traded away.

What was the deciding factor? He found his name written on the back of the box.



---

### **Check-out page 67 in the new issue of FineScale Modeler -**

Jim Pernikoff discusses how his career decision came about. In the article Jim says, "How many 6-year-olds do you know who have already made their career choice?" Jim's decision was not to fly planes to but to build them! That's what he did for 43 years as an airframe structural design engineer.

Congratulations, Jim!

---

### **Acrylic Cases for your model -**

See what's available at Specialty Plastics

[www.casesforcollectables.com](http://www.casesforcollectables.com)

---

### **Recent question from Michael Blackwood -**

I give up ... how do you wind up with this?

<http://digg.com/video/underwater-waterfall>

## ITEMS OF INTEREST by Jim Pernikoff



**Aeronautica Nazionale Repubblicana (1943-1945), *The Aviation of the Italian Social Republic***, is #03 in the new series *Library of Armed Conflicts* from Kagero. This is about the Italian Fascists who continued to fight alongside the Luftwaffe after the fall of Mussolini. Following an introductory chapter on how the ANR was created and organized, the bulk of the text is broken down by aircraft type, then covers the operational history of each type chronologically. The images come in the form of four 12-page inserts, containing photos (mostly in b&w), color maps, and color side views of the fighter planes, which are a mix of Bf 109Gs and the Italian “5-series” (G.55, M.C.205 and Re.2005) which were among the best fighters of the war. Interestingly, some are in all-German markings, some are all-ANR, and some are in a mix! I hope the lack of top and bottom views of these is not too problematic. This is an interesting book about one of the lesser-known air arms of WW2. (A warning: the first copy I got from Amazon was defective, with some of the pages in the first photo insert repeated in the second. I was able to exchange it for a correct copy, so if you order this online, check the photo pages when you get it to make sure there are no page duplications.)



**The Chaco Air War 1932-35, *The First Modern Air War in Latin America***, is #5 in the *Latin America@War* series from Helion & Co. This is about a rather little-known border war between Bolivia and Paraguay. The definitive history was done in hardcover some years ago by Schiffer; author Sapienza was co-author of that book so this can be thought of as the compact version, and perhaps more up-to-date. It follows the usual layout of the series, with a decent text, rare b&w photos, and a color section with 7 pages of side views and another 9 pages of maps, artworks, badges and insignias. The aircraft are a mixed group of French, Italian, American and German types, and this should be a boon for specialists in modeling “small air forces”. An appendix lists all the aircraft, individually, used by both sides, and there is a good bibliography but no index.

## ITEMS OF INTEREST - Continued

**Grumman F-14 Tomcat** is the latest *Owners' Workshop Manual* from Haynes, and one I have been waiting for for a long time. Even though I worked on the program three separate times, I still found some facts I hadn't known before, so author Tony Holmes has done his research. The "anatomy" section is a bit on the brief side, but there are some good photos of the final assembly line in Calverton, and particularly good coverage of the three types of missiles carried by the Tomcat. The history of both the aircraft's development and service are well documented. The perspectives of the maintainers, the pilots and (in particular) the RIOs are all well covered, and an excellent article about what Topgun was really like is told by well-known RIO "Bio" Baranek. Scattered throughout the book are gray sidebars showing some of the many patches that were associated with the program, though these are reproduced smaller than ideal. The Iranian use of the F-14 is covered only in a fairly brief appendix, but if the Iranians want to complain, tough nuts! This is a fine addition to the F-14 enthusiast's library (and I certainly am one!).




Now, for a couple of sequels to books reviewed last month. First comes **Top 50 Military Aircraft**, the logical companion to last month's book on tanks, compiled by Thomas Newdick for **Chartwell Books**. Once again, each type gets four pages of text, specifications, at least one photo and a variety of color artwork. And as with any subjective list, the inclusions, exclusions and order are subject for debate (what, no F-14?). The top 3 are the P-51, C-130 and MiG-21, and it would be hard to argue too much, except perhaps for the MiG. (The F-22, by the way, is appropriately #22.) This is a nice book for the kids or your coffee table or to give as a gift.

**RAF Centenary 100 Famous Aircraft, Vol 2: Fighters and Bombers of WW2** is #37 in the *Aviation Archive* series from Key Publishing, and the second in a four-volume survey. It naturally picks up where the preceding volume leaves off, and all 25 aircraft covered are well known. Still, there are a lot of photos from the archives that I hadn't seen before, and the period isometric cutaways are wonderful. (Particularly nice is a color cutaway of the Short Stirling, with crew on board!) Note that only the 18 British-built types (from the Whitley to the Meteor) get the full-zoot treatment; the 7 American types get altogether briefer coverage (with no cutaways), but at least their service is acknowledged. I suppose the next volume will cover the Cold War period.





## ITEMS OF INTEREST - Continued



Here's something different: an aviation magazine that has been around for awhile that I had never heard of until I picked up a copy at the Anniston show. **Arawasi International** is published in Japan by a husband-&-wife team. (He's Greek, she's Japanese.) I picked up issue #9, dated Apr-Jun 2008, and issue #13 is the latest one out, so the publishing schedule is rather erratic. The magazine is clearly done with modelers in mind, since the feature article in #9 on the Ki-49 *Helen* contains nice color 3-view drawings and a detailed diagram of the aircraft's instrument panel. Also containing color drawings are an article on captured B-17s, another on the use of the C6N *Myrt* reconnaissance plane as a night fighter, and another on Japanese production of the Short 184 floatplane. In the back is a survey of new kits and books of Japanese aircraft that were then available. Unfortunately, this issue and most other back issues are out of print, but you can find out more about the magazine at <http://www.arawasi.jp/>.



Finally, a word about a "regular" magazine issue that you might find of interest. The July 2018 issue of **Air & Space/Smithsonian** had an article entitled *Combat is the Mother of Invention*, which is about 7 military aircraft that were improved by modifications done in the field. These include the metal bullet deflectors added to the propeller of his Morane parasol by Roland Garros, the gunship noses added to A-20s and B-25s in the Pacific theater by "Pappy" Gunn, and something called the Mortar Aerial Delivery System that was added to Huey helicopters in Vietnam to effectively turn them into bombers! This is one of the most fascinating articles that I've seen in A&S for years, and you may want to seek this out wherever you buy magazines.

Also of some interest is the new August 2018 issue of **World War II** magazine, which has a cover story by Bill Yenne on the PzKpfw. VIII *Maus* and the even larger P.1000 and P.1500 Landkreuzers that were proposed at one time. There is very good artwork, with decent hypothetical takes on the two larger vehicles. If you want to know more about these gargantuan vehicles, this article is a good place to start.

Elsewhere in the newsletter you should find a list of **Haynes** manuals for the rest of the year. Note the number of *Operations Manuals* on the list, and even Napoleon is involved!



***Publications Profiles******By Jim Pernikoff*****Haynes Enthusiast Manuals 2018 - Second Half**

These are all referred to as "Owners Workshop Manuals" except as noted. Dates are subject to change:

Falklands War (July) (Operations Manual)

RAF Bomber Command (August) (Operations Manual)

NASA (August) (Operations Manual)

Bugatti Type 35 (September)

Blackburn/HS Buccaneer (September)

German Infantryman (September)

Ferrari Engines (October) (Enthusiasts Manual)

Challenger 2 MBT (October)

Napoleon's Military Machine (October) (Operations Manual)

Air Ambulance (November) (Operations Manual)

Spirit of St. Louis (November)

English Electric/BAC Lightning (November)

Convair B-36 (December)

***To review and print/utilize the publication checklists Jim has organized for you, please open the PDF attachments labeled ...***

***"Squadron Aircraft in Action,"***

***"Squadron Armor in Action," and***

***"Squadron Warships in Action"***



## Notes from the Workbench - June 2018

Dave Lockhart

### Free Model = \$100

Our club has a yearly contest/challenge. Last years was to build a model the year you were born. I didn't meet the deadline, but I should finish my 1/48 Cessna 150 in the next few weeks.

This year's contest was "Luck of the Draw". We had a number of models left over from our annual show raffle. So, this year, Ed Sveum randomly put raffle #'s on a number of models. Club members then drew a raffle number. Whatever model number matched your ticket, that's the model you have to build for next March. It could be a plane, armor, car, etc. What you picked you had to build - no exception, no trading. Needless to say, there were a number of very grumpy modelers. It's not fun to go out of one's comfort zone.

I picked a 1/72 Italeri Fw-189 "Uhu". Never heard of this plane. It was a reconnaissance plane for Germany during WWII. Very odd plane.

While I prefer ships, I don't mind planes. I **do not** like 1/72 planes, but a challenge is a challenge.

Whatever model one picked one had to build. You could build it OOB, or add stuff to it. But, you had to build it.

Okay, that's the plan. I don't know anything about this plane, so I'll build it OOB.

So, what did I do?? First thing was I ordered a couple of books about this plane. Of course, I got the Squadron In Action book. And a couple of others.

Did I stop there?? Of course not. I had to get some masks because the damn plane's cockpit is mostly glass. From there I saw that Eduard had a very good photo etch set.

Bottom line, a "free" model turned out to be a \$100 "investment".

I am looking forward to building this model. It's not something I normally would have built, but it's fun to have a challenge.

For all my club members, enjoy your build. Except for the ones who got cars!

Happy Modeling.

Dave



**Scale Modeler's Brag Sheet**

Fill out and bring with your model to the club meeting.



Model Subject: \_\_\_\_\_

Kit Used: \_\_\_\_\_

Scale: \_\_\_\_\_

Add-ons: \_\_\_\_\_

Paints: \_\_\_\_\_

Special Techniques: \_\_\_\_\_

Any Historical/Background Information: \_\_\_\_\_

Modeler's Name: \_\_\_\_\_

**Scale Modeler's Brag Sheet**

Fill out and bring with your model to the club meeting.



Model Subject: \_\_\_\_\_

Kit Used: \_\_\_\_\_

Scale: \_\_\_\_\_

Add-ons: \_\_\_\_\_

Paints: \_\_\_\_\_

Special Techniques: \_\_\_\_\_

Any Historical/Background Information: \_\_\_\_\_

Modeler's Name: \_\_\_\_\_





## International Plastic Modelers' Society/USA Membership Application / Renewal Form

New ☐ Renewal ☐ IPMS#: \_\_\_\_\_

Name: \_\_\_\_\_

Address: \_\_\_\_\_

City: \_\_\_\_\_ State: \_\_\_\_\_ Zip Code: \_\_\_\_\_

Phone: \_\_\_\_\_ E-Mail: \_\_\_\_\_

Chapter Affiliation, if any: \_\_\_\_\_

**Junior** (17 years or younger)

☐ \$17.00

Date of Birth \_\_\_\_\_

**Adult** One year

☐ \$30.00

Two years

☐ \$58.00

Three years

☐ \$86.00

**Canada & Mexico**

☐ \$35.00

**Foreign** Surface

☐ \$38.00

**Family**

☐ Adult fee + \$5.00

# of cards? \_\_\_\_

Your Signature: \_\_\_\_\_

If recommended by an IPMS member, please provide his/her:

Name: \_\_\_\_\_ IPMS #: \_\_\_\_\_

### PAYMENT OPTIONS:

Cash ☐

Amount: \_\_\_\_\_

Check ☐ Check #: \_\_\_\_\_

Amount: \_\_\_\_\_

### Where did you hear about IPMS/USA? Please check all that apply:

☐ Local model club

☐ Internet search

☐ Friend

☐ IPMS web site

☐ Ad in IPMS Journal

☐ I'm a former member rejoining

☐ Facebook

☐ Other \_\_\_\_\_

☐ Ad in other magazine

Applications should be printed and mailed to:

IPMS/USA

PO Box 56023

St. Petersburg, FL 33732-6023.